CONNETTORI ELETTRICI - SENSORI MAGNETICI
ELECTRICAL CONNECTORS - MAGNETIC SENSORS
GERÄTESTECKER - MAGNETSCHALTER

OMAL srl
Via Arno, 18 - 20021 BOLLATE (MI) - Italy
Tel. ++39 0233260450 Fax. ++39 0233261087
http://**www.omalitalia.it** - E-mail: info@omalitalia.it

INDICE
INDEX
INHALTSVERZEICHNIS

Note introduttive
Introduction
Einführung

CONNETTORI ELETTRICI DIN 43650/*ELECTRICAL CONNECTORS/GERÄTESTECKER*

A1 - A2 PG9
A1 - A2 PG11
A1 1/2" NPTF
A2 PG9-PG11 Faston
B - B IND PG9
B - B IND 1/2" NPTF
C- C IND (Micro)
Codici/*Part numbers/Teilenummern*

CONNETTORI ELETTRICI CON CAVO COSTAMPATO DIN 43650
ELECTRICAL CONNECTORS WITH MOULDED CABLE/GERÄTESTECKER MIT ANGESPRITZTEM KABEL



A
A per pressostati/*for pressure switches/für Druckschalter*
B - B IND
C - C IND (Micro)
Codici/*Part numbers/Teilenummern*

ADATTATORI ANTIDISTURBO/*SURGE SUPPRESSOR ADAPTORS/ENTSTÖRUNGSGLIEDER*



FORMA A - AR
FORMA B - BR
FORMA B IND - BR IND
FORMA C - C IND

BASETTE PORTACONTATTI/*CONNECTOR BASES/STIFTPLATTEN*

A02/A03 - AV02/AV03 - AR02/AR03
B02 - BV02 - C02/C03
ACCESSORI/*ACCESSORIES/ZUBEHÖRE*

CONNETTORI CIRCOLARI M8 - M12/ *ROUND CONNECTORS M8 -M12*
RUNDSTECKERVERBINDER MIT SCHRAUBVERSCHLUSS M8 -M12

M8
M12
M8/12 - M8/12
M8/12 - A/B/C
A/B/C - M8/12

SENSORI MAGNETICI/*MAGNETIC SENSORS/MAGNETSCHALTER*

NOTE/*NOTES*
SENSORE REED/*REED SENSOR/REED SENSOREN*
SENSORE GMR PNP/*GMR SENSOR/GMR SENSOREN*

MULTIPLE CONTROL CONNECTORS - CONNECTION BOX - PRODOTTI CUSTOM






Note introduttive
Introduction
Einführung



La **OMAL** è stata fondata nel 1987 ed ha sede a Bollate, nella zona nord di Milano; l'unità produttiva si estende su una superficie coperta di 2000 mq; l'esperienza acquisita nella produzione dei sistemi di connessione utilizzati nell'ambito industriale e importanti investimenti in nuove tecnologie rivolte ad incrementare la capacità produttiva e lo standard qualitativo dei prodotti hanno consentito un rapido sviluppo dell'azienda, oggi presente sui principali mercati mondiali.
La **OMAL** produce tutti i sistemi di connessione elettrica normalizzati DIN43650 ed utilizzati per collegare valvole, pressostati, motori, sensori, etc. ed offre una estesa gamma di prodotti anche con componenti elettronici per risolvere ogni problematica di collegamento.

OMAL *was established in 1987 and its headquarters are in Bollate, in the northern area of Milan; facilities cover a surface of approx. 2000 sq.mt.; the experience in production of connection systems for industrial applications and strong investments in new technologies aimed to improve production capacity and quality have resulted in a rapid growth of the company and OMAL is now present on the most important international markets.*
OMAL *produce all the electrical connection systems according to DIN 43650 standards for connecting valves, pressure switches, motors, sensors, etc. and can also offer a wide range of products with electronics to solve any connection problem.*



OMAL *wurde 1987 gegründet und hat seinen Sitz in Bollate, im Norden Mailands; die Werke erstrecken sich auf einer bebauten Oberfläche von etwa 2000 m2; die Erfahrung bei der Produktion von Verbindungssystemen, die im Industriebereich zum Einsatz kommen, und Investitionen in neuen Technologien zur Erhöhung der Produktionsfähigkeit und der Qualität ermöglichten eines große Wachstum und OMAL ist zur Zeit mit ihren Produkten auf den wichtigsten Weltmärkten präsent.*
OMAL *produziert alle DIN43650 genormten Elektroverbindungen für das Verbinden von Ventilen, Druckschaltern, Motoren, Sensoren usw. und bietet eine breite Auswahl an beschaltete Stecker, um jede Verbindungsproblematik zu lösen.*

La produzione si avvale delle più recenti attrezzature di stampaggio e linee di assemblaggio completamente automatizzate che garantiscono un'elevata produttività.
L'uffico tecnico è inoltre in grado di risolvere qualsiasi richiesta al di fuori della produzione standard, sia per quanto riguarda la progettazione di nuovi prodotti, che per la personalizzazione di quelli esistenti.

La **OMAL** dispone anche di una officina meccanica attrezzata con macchine a controllo numerico quali frese, elettroerosioni a tuffo ed a filo, ecc. per la produzione di stampi o qualsiasi tipo di lavorazione meccanica.

Up-to-date moulding equipment and full automatic assembly lines grant high production capacity and consistent quality.
The technical department can meet the requirement for any non-standard product and for the customisation of the existing ones.

The mechanical workshop, equipped with numerical control machines such as milling machines, plunge and wire spark machines, enables ***OMAL*** *to manufacture, modify and service moulds and any production tool.*



Bei der Produktion werden die modernsten Spritzpressen und ganz automatisierte Montageanlagen verwendet, die eine hohe Produktionsfähigkeit versichern.

Die technische Abteilung ist in der Lage auf nahezu alle Sonderwünsche der Kunden einzugehen, egal ob sie funktioneller oder ästhetischer Natur sind.
Die Werkstatt, die mit NC-Maschinen ausgerüstet ist, erlaubt ***OMAL*** *alles selber herzustellen, auch die Formen für die Gerätestecker, und jede Art von mechanischer Bearbeitung durchzuführen.*



CONNETTORI ELETTRICI DIN 43650
ELECTRICAL CONNECTORS DIN 43650
GERÄTESTECKER DIN 43650

CONNETTORI ELETTRICI DIN 43650
ELECTRICAL CONNECTORS DIN 43650
GERÄTESTECKER DIN 43650

A1 - A2

Attacco/*Gland size/Verschraubung* **PG9** - IP 65 DIN 40 050
2 poli/*poles* + ⏚
3 poli/*poles* + ⏚

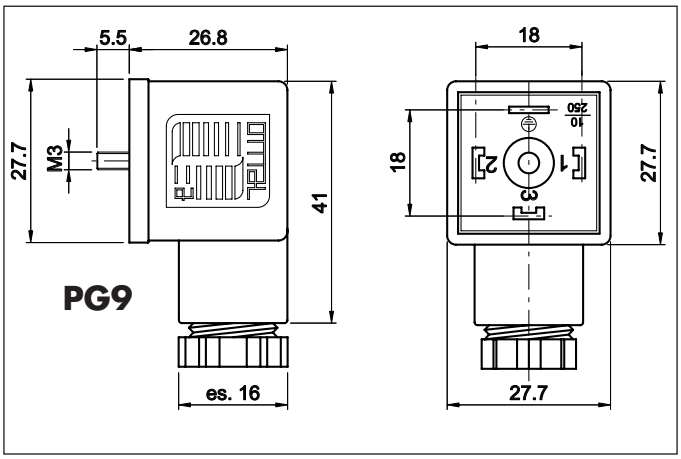

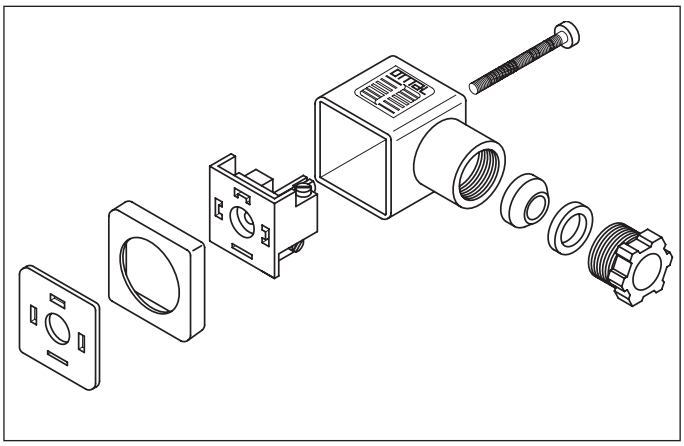

Scatola esterna: *Housing:* *Gehäuse:*	Grigio e nero: PA + 30% FV *Black and grey: PA + 30% GF* *Schwarz u. grau: PA + 30% GF*
Portacontatti, dado: *Contact holder, Gland nut:* *Kontaktträger, Mutter:*	PA + 30% FV/*PA + 30% GF*
Diametro cavo: *Cable diameter:* *Kabeldurchmesser:*	6 - 8 mm
Contatti: *Contact material:* *Kontaktmaterial:*	*Cu Zn (Ag)*
Tensione nominale (max.): *Max voltage:* *Max.Spannung:*	250 V AC/300 V DC
Portata massima contatti: *Max. current:* *Max. Strom:*	16 A
Portata nominale contatti: *Operating current:* *Betriebsstrom:*	10 A
Distanza tra i contatti: *Spacing:* *Abstand:*	18 mm.
Sezione massima conduttori: *Max. wire cross-section:* *Max Leiterquerschnitt:*	1,5 mm²
Classe di isolamento: *Insulation class:* *Isolierungsklasse:*	C - VDE 0110
Temperatura di funzionamento: *Working temperature:* *Betriebstemperatur:*	-40°C / +125°C

Orientamento terra - *Earth position - Erdrichtung*

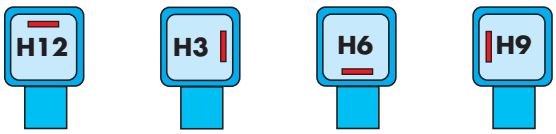

Guarnizioni in gomma termoplastica piatte e a profilo
Thermoplastic rubber gasket, flat and profile
Flach-und Profildichtung aus thermoplastischem Gummi

Scatola *Housing* *Gehäuse*	Nero/*Black/Schwarz*		Grigio/*Grey/Grau*	
	2 poli + ⏚	3 poli + ⏚	2 poli + ⏚	3 poli + ⏚
h27mm	A1B0912A	A1B0913A	A1G0912A	A1G0913A
h32mm	A2B0912A	A2B0913A	A2G0912A	A2G0913A

Codici prodotto per la versione standard con guarnizione a profilo e terra in posizione H12
Part no. for plain version, profile gasket, earth position H12
Teile-Nr. für Standardausführung mit Profildichtung, Erdrichtung H12

CONNETTORI ELETTRICI DIN 43650
ELECTRICAL CONNECTORS DIN 43650
GERÄTESTECKER DIN 43650

A1 - A2



Attacco/*Gland size/Verschraubung* **PG9** - IP 65 DIN 40 050
2 poli/*poles* + ⏚
Con componenti elettronici saldati sul portacontatti
With electronic components soldered onto the insert
Die Komponenten sind direkt am Einsatz aufgelötet

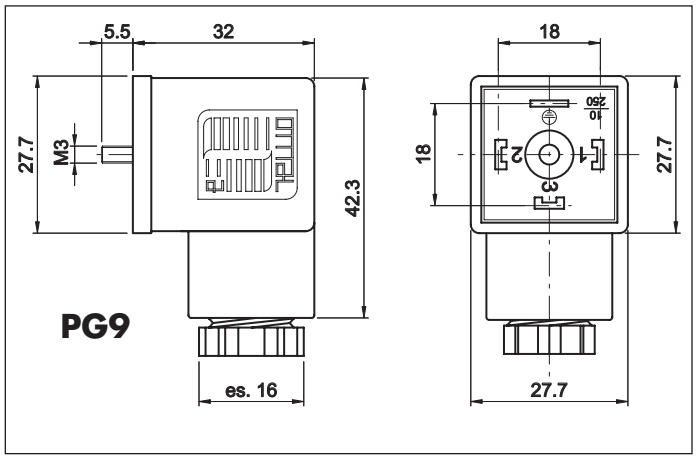

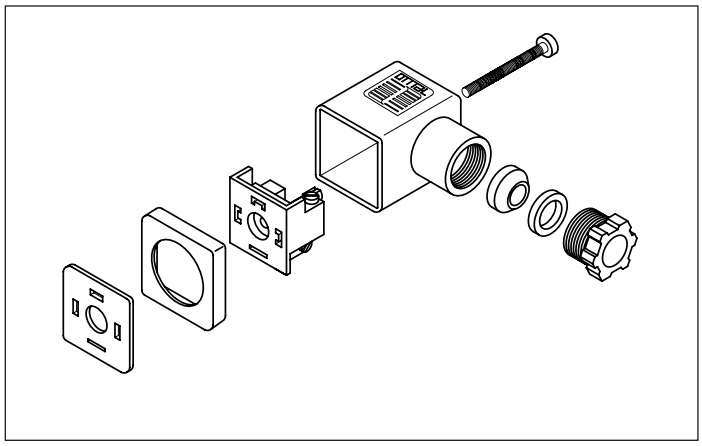

Scatola esterna: *Housing:* *Gehäuse:*	Trasparente: PA *Transparent: PA* *Transparent: PA*
Portacontatti, dado: *Contact holder, Gland nut:* *Kontaktträger, Mutter:*	PA + 30% FV/*PA + 30% GF*
Diametro cavo: *Cable diameter:* *Kabeldurchmesser:*	6 - 8 mm
Contatti: *Contact material:* *Kontaktmaterial:*	*Cu Zn (Ag)*
Tensione nominale (max.): *Max voltage:* *Max.Spannung:*	Vedere tabella sotto *See table below* *Siehe unten*
Portata massima contatti: *Max. current:* *Max. Strom:*	16 A
Portata nominale contatti: *Operating current:* *Betriebsstrom:*	10 A
Distanza tra i contatti: *Spacing:* *Abstand:*	18 mm.
Sezione massima conduttori: *Max. wire cross-section:* *Max Leiterquerschnitt:*	1,5 mm²
Classe di isolamento: *Insulation class:* *Isolierungsklasse:*	C - VDE 0110
Temperatura di funzionamento: *Working temperature:* *Betriebstemperatur:*	-40°C / +125°C

Orientamento terra - *Earth position - Erdrichtung*

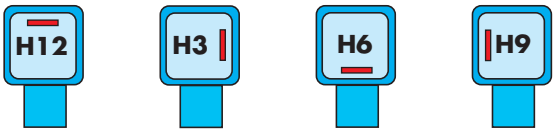

Guarnizioni in gomma termoplastica piatte e a profilo
Thermoplastic rubber gasket, flat and profile
Flach-und Profildichtung aus thermoplastischem Gummi

Volt	Codice/*Code*
24	A1T0912GR
48	A1T0912HR
110	A1T0912JR
250	A1T0912KR

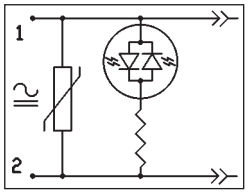

Volt	Codice/*Code*
10/50	A1T0912MR
70/250	A1T0912NR

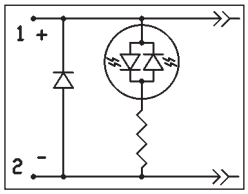

Volt	Codice/*Code*
10/50	A1T0912BR
70/250	A1T0912CR

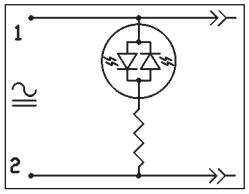

Volt	Codice/*Code*
250	A1T0912L

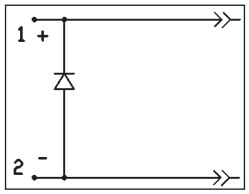

Codici prodotto per la versione con scatola trasparente, LED rosso, guarnizione a profilo e terra in posizione H12
Part no. for transparent housing, red LED, profile gasket, earth position H12
Teile-Nr. für transparentes Gehäuse, rote LED-Anzeige, Profildichtung, Erdrichtung H12

CONNETTORI ELETTRICI DIN 43650
ELECTRICAL CONNECTORS DIN 43650
GERÄTESTECKER DIN 43650

KA1

Attacco/*Gland size/Verschraubung* **PG9** - IP 65 DIN 40 050
2 poli/*poles* + ⏚
Con componenti elettronici montati su circuito stampato e protetti
With electronic components soldered onto printed circuit board.
Die Komponenten sind auf einer Stiftplatte aufgelötet.

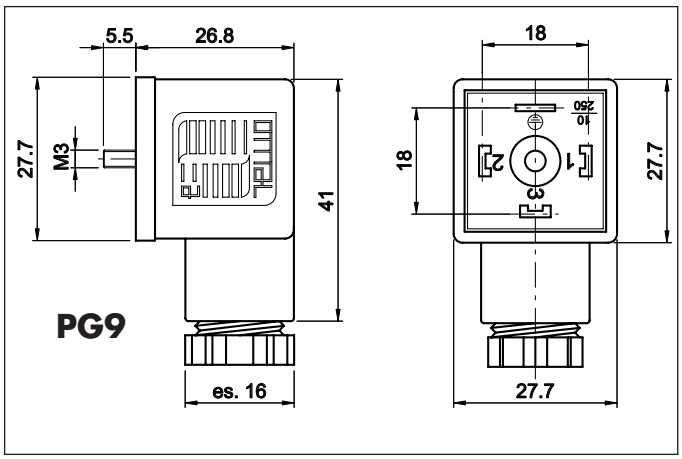

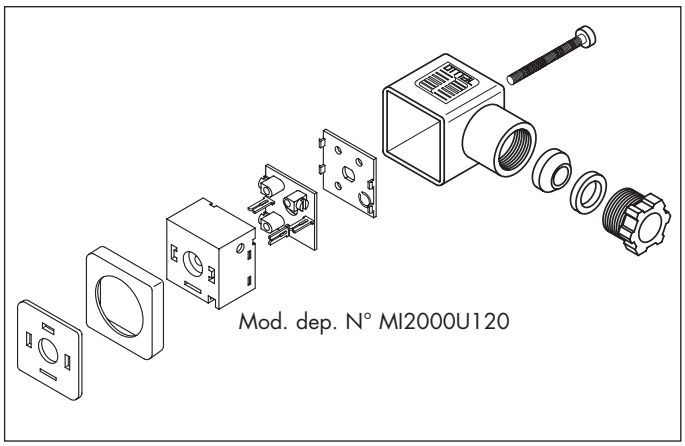

Scatola esterna: *Housing:* *Gehäuse:*	Grigio e nero: PA + 30% FV *Black and grey: PA + 30% GF* *Schwarz u. grau: PA + 30% GF*
Portacontatti, dado: *Contact holder, Gland nut:* *Kontaktträger, Mutter:*	PA + 30% FV/*PA + 30% GF*
Diametro cavo: *Cable diameter:* *Kabeldurchmesser:*	6 - 8 mm
Contatti: *Contact material:* *Kontaktmaterial:*	*Cu Zn (Ag)*
Tensione nominale (max.): *Max voltage:* *Max.Spannung:*	Vedere tabella sotto *See table below* *Siehe unten*
Portata massima contatti: *Max. current:* *Max. Strom:*	16 A
Portata nominale contatti: *Operating current:* *Betriebsstrom:*	10 A
Distanza tra i contatti: *Spacing:* *Abstand:*	18 mm.
Sezione massima conduttori: *Max. wire cross-section:* *Max Leiterquerschnitt:*	1,5 mm²
Classe di isolamento: *Insulation class:* *Isolierungsklasse:*	C - VDE 0110
Temperatura di funzionamento: *Working temperature:* *Betriebstemperatur:*	-40°C / +125°C

Orientamento terra - *Earth position - Erdrichtung*

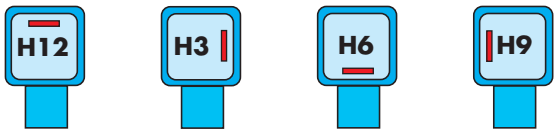

Guarnizioni in gomma termoplastica piatte e a profilo
Thermoplastic rubber gasket, flat and profile
Flach-und Profildichtung aus thermoplastischem Gummi

Volt	Codice/*Code*
24	KA1T0912GR
48	KA1T0912HR
110	KA1T0912JR
250	KA1T0912KR

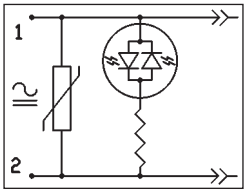

Volt	Codice/*Code*
10/50	KA1T0912MR
70/250	KA1T0912NR

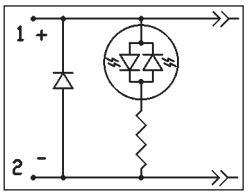

Volt	Codice/*Code*
10/50	KA1T0912BR
70/250	KA1T0912CR

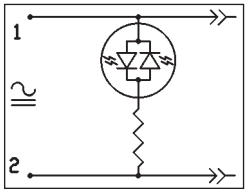

Volt	Codice/*Code*
10/50	KA1T0912QR
70/250	KA1T0912RR

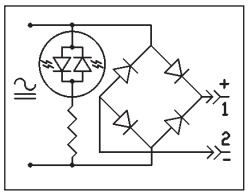

Codici prodotto per la versione con scatola trasparente, LED rosso, guarnizione a profilo e terra in posizione H12
Part no. for transparent housing, red LED, profile gasket, earth position H12
Teile-Nr. für transparentes Gehäuse, rote LED-Anzeige, Profildichtung, Erdrichtung H12

CONNETTORI ELETTRICI DIN 43650
ELECTRICAL CONNECTORS DIN 43650
GERÄTESTECKER DIN 43650

A1 - A2

Attacco/*Gland size/Verschraubung* **PG11** - IP 65 DIN 40 050
2 poli/*poles* + ⏚
3 poli/*poles* + ⏚

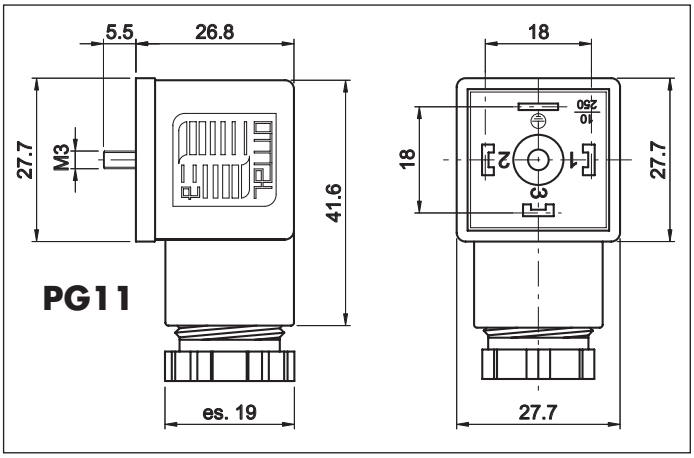

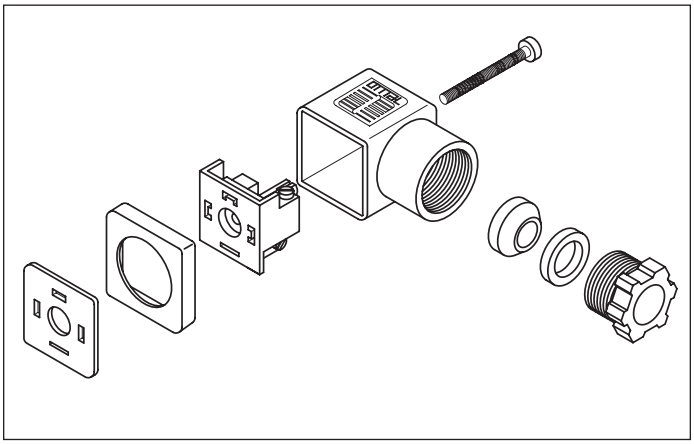

Scatola esterna: *Housing:* *Gehäuse:*	Grigio e nero: PA + 30% FV *Black and grey: PA + 30% GF* *Schwarz u. grau: PA + 30% GF*
Portacontatti, dado: *Contact holder, Gland nut:* *Kontaktträger, Mutter:*	PA + 30% FV/*PA + 30% GF*
Diametro cavo: *Cable diameter:* *Kabeldurchmesser:*	8 - 10 mm
Contatti: *Contact material:* *Kontaktmaterial:*	*Cu Zn (Ag)*
Tensione nominale (max.): *Max voltage:* *Max.Spannung:*	250 V AC/300 V DC
Portata massima contatti: *Max. current:* *Max. Strom:*	16 A
Portata nominale contatti: *Operating current:* *Betriebsstrom:*	10 A
Distanza tra i contatti: *Spacing:* *Abstand:*	18 mm.
Sezione massima conduttori: *Max. wire cross-section:* *Max Leiterquerschnitt:*	1,5 mm²
Classe di isolamento: *Insulation class:* *Isolierungsklasse:*	C - VDE 0110
Temperatura di funzionamento: *Working temperature:* *Betriebstemperatur:*	-40°C / +125°C

Orientamento terra - *Earth position - Erdrichtung*

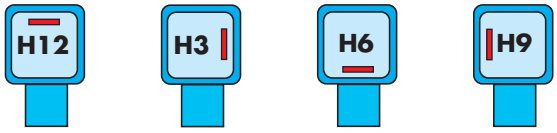

Guarnizioni in gomma termoplastica piatte e a profilo
Thermoplastic rubber gasket, flat and profile
Flach-und Profildichtung aus thermoplastischem Gummi

Scatola *Housing* *Gehäuse*	Nero/*Black/Schwarz*		Grigio/*Grey/Grau*	
	2 poli + ⏚	3 poli + ⏚	2 poli + ⏚	3 poli + ⏚
h27mm	A1B1112A	A1B1113A	A1G1112A	A1G1113A
h32mm	A2B1112A	A2B1113A	A2G1112A	A2G1113A

Codici prodotto per la versione standard con guarnizione a profilo e terra in posizione H12
Part no. for plain version, profile gasket, earth position H12
Teile-Nr. für Standardausführung mit Profildichtung, Erdrichtung H12

CONNETTORI ELETTRICI DIN 43650
ELECTRICAL CONNECTORS DIN 43650
GERÄTESTECKER DIN 43650

A1 - A2



Attacco/*Gland size/Verschraubung* **PG11** - IP 65 DIN 40 050
2 poli/*poles* + ⏚
Con componenti elettronici saldati sul portacontatti
With electronic components soldered onto the insert
Die Komponenten sind direkt am Einsatz aufgelötet

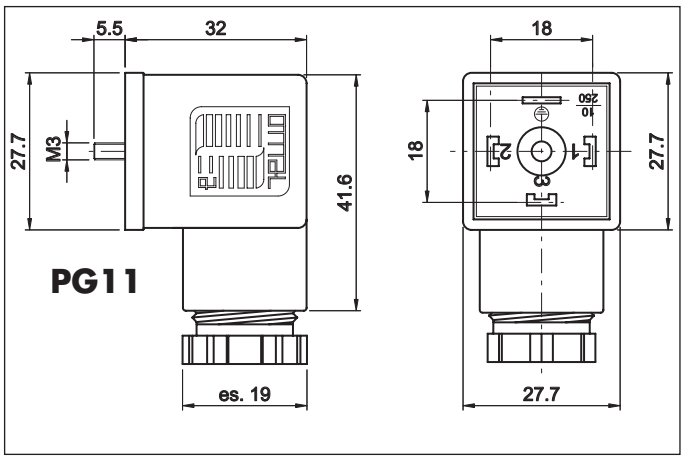

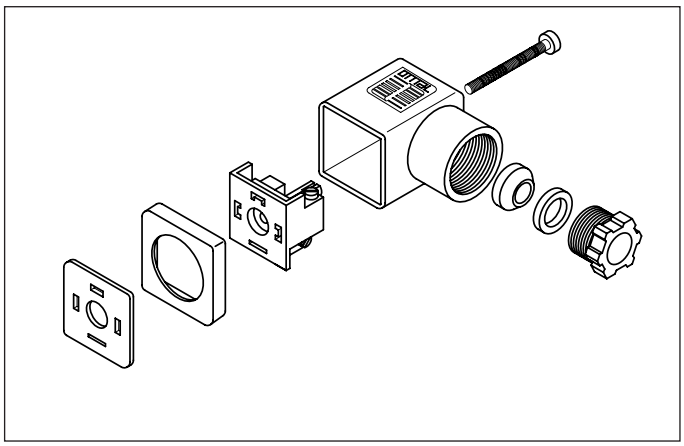

Scatola esterna: *Housing:* *Gehäuse:*	Trasparente: PA *Transparent: PA* *Transparent: PA*
Portacontatti, dado: *Contact holder, Gland nut:* *Kontaktträger, Mutter:*	PA + 30% FV/*PA + 30% GF*
Diametro cavo: *Cable diameter:* *Kabeldurchmesser:*	8 - 10 mm
Contatti: *Contact material:* *Kontaktmaterial:*	*Cu Zn (Ag)*
Tensione nominale (max.): *Max voltage:* *Max.Spannung:*	Vedere tabella sotto *See table below* *Siehe unten*
Portata massima contatti: *Max. current:* *Max. Strom:*	16 A
Portata nominale contatti: *Operating current:* *Betriebsstrom:*	10 A
Distanza tra i contatti: *Spacing:* *Abstand:*	18 mm.
Sezione massima conduttori: *Max. wire cross-section:* *Max Leiterquerschnitt:*	1,5 mm²
Classe di isolamento: *Insulation class:* *Isolierungsklasse:*	C - VDE 0110
Temperatura di funzionamento: *Working temperature:* *Betriebstemperatur:*	-40°C / +125°C

Orientamento terra - *Earth position - Erdrichtung*

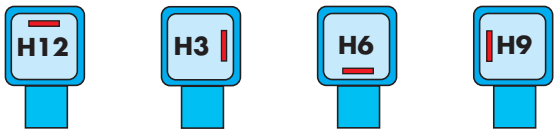

Guarnizioni in gomma termoplastica piatte e a profilo
Thermoplastic rubber gasket, flat and profile
Flach-und Profildichtung aus thermoplastischem Gummi

Volt	Codice/*Code*
24	A1T1112GR
48	A1T1112HR
110	A1T1112JR
250	A1T1112KR

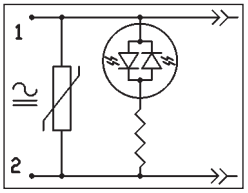

Volt	Codice/*Code*
10/50	A1T1112MR
70/250	A1T1112NR

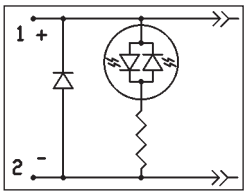

Volt	Codice/*Code*
10/50	A1T1112BR
70/250	A1T1112CR

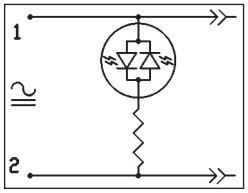

Volt	Codice/*Code*
250	A1T1112L

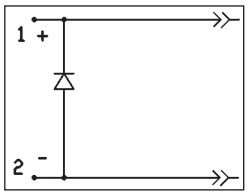

Codici prodotto per la versione con scatola trasparente, LED rosso, guarnizione a profilo e terra in posizione H12
Part no. for transparent housing, red LED, profile gasket, earth position H12
Teile-Nr. für transparentes Gehäuse, rote LED-Anzeige, Profildichtung, Erdrichtung H12

CONNETTORI ELETTRICI DIN 43650
ELECTRICAL CONNECTORS DIN 43650
GERÄTESTECKER DIN 43650

KA1

Attacco/*Gland size/Verschraubung* **PG11** - IP 65 DIN 40 050
2 poli/*poles* + ⏚
Con componenti elettronici montati su circuito stampato e protetti
With electronic components soldered onto printed circuit board.
Die Komponenten sind auf einer Stiftplatte aufgelötet.

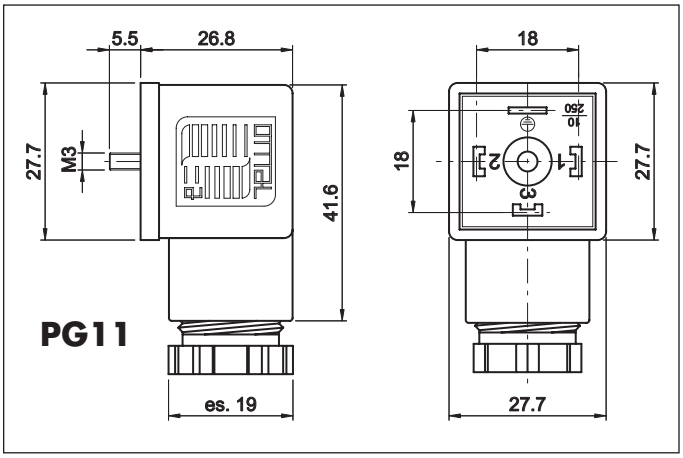

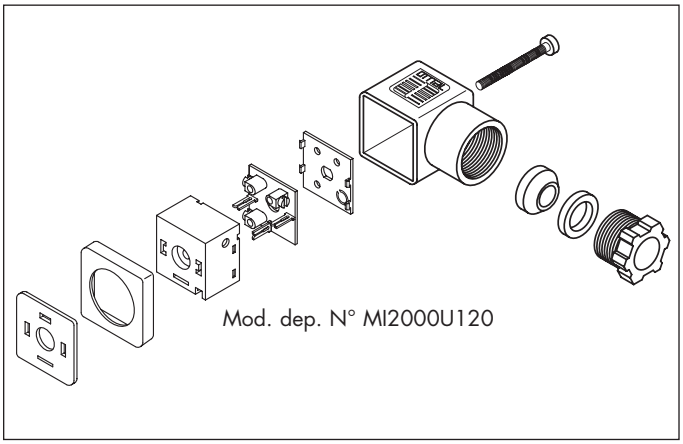

Scatola esterna: *Housing:* *Gehäuse:*	Grigio e nero: PA + 30% FV *Black and grey: PA + 30% GF* *Schwarz u. grau: PA + 30% GF*
Portacontatti, dado: *Contact holder, Gland nut:* *Kontaktträger, Mutter:*	PA + 30% FV/*PA + 30% GF*
Diametro cavo: *Cable diameter:* *Kabeldurchmesser:*	8 - 10 mm
Contatti: *Contact material:* *Kontaktmaterial:*	*Cu Zn (Ag)*
Tensione nominale (max.): *Max voltage:* *Max.Spannung:*	Vedere tabella sotto *See table below* *Siehe unten*
Portata massima contatti: *Max. current:* *Max. Strom:*	16 A
Portata nominale contatti: *Operating current:* *Betriebsstrom:*	10 A
Distanza tra i contatti: *Spacing:* *Abstand:*	18 mm.
Sezione massima conduttori: *Max. wire cross-section:* *Max Leiterquerschnitt:*	1,5 mm²
Classe di isolamento: *Insulation class:* *Isolierungsklasse:*	C - VDE 0110
Temperatura di funzionamento: *Working temperature:* *Betriebstemperatur:*	-40°C / +125°C

Orientamento terra - *Earth position - Erdrichtung*

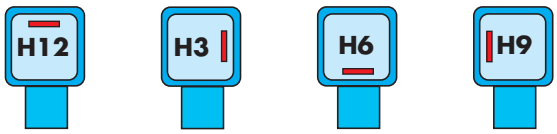

Guarnizioni in gomma termoplastica piatte e a profilo
Thermoplastic rubber gasket, flat and profile
Flach-und Profildichtung aus thermoplastischem Gummi

Volt	Codice/*Code*
24	KA1B1112GR
48	KA1T1112HR
110	KA1T1112JR
250	KA1T1112KR

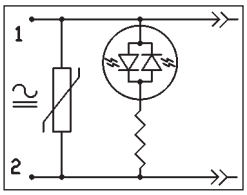

Volt	Codice/*Code*
10/50	KA1T1112MR
70/250	KA1T1112NR

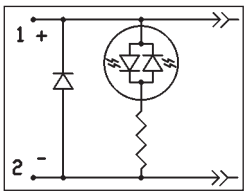

Volt	Codice/*Code*
10/50	KA1T1112BR
70/250	KA1T1112CR

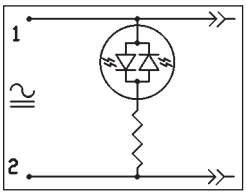

Volt	Codice/*Code*
250	KA1B1112P

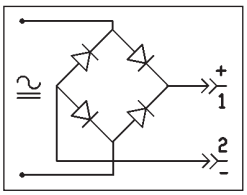

Codici prodotto per la versione con scatola trasparente, LED rosso, guarnizione a profilo e terra in posizione H12
Part no. for transparent housing, red LED, profile gasket, earth position H12
Teile-Nr. für transparentes Gehäuse, rote LED-Anzeige, Profildichtung, Erdrichtung H12

CONNETTORI ELETTRICI DIN 43650
ELECTRICAL CONNECTORS DIN 43650
GERÄTESTECKER DIN 43650

A1

Attacco/*Gland size/Verschraubung* **1/2" NPTF** - IP 65 DIN 40 050
2 poli/*poles* + ⏚
3 poli/*poles* + ⏚

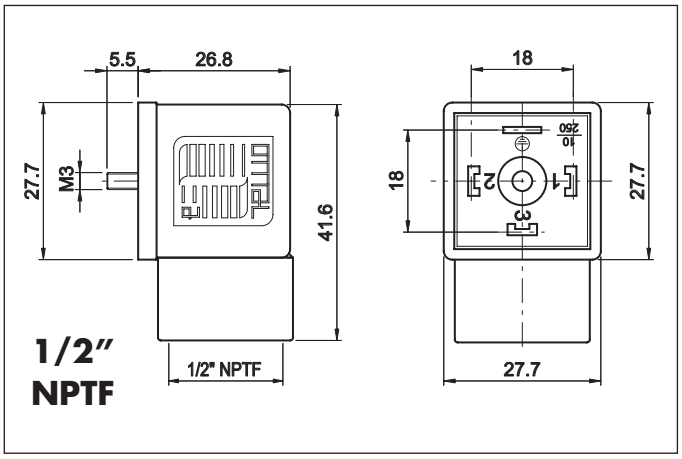

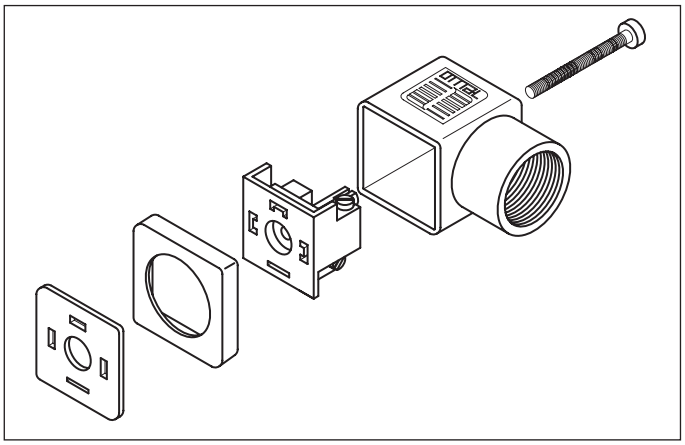

Scatola esterna: *Housing:* *Gehäuse:*	Grigio e nero: PA + 30% FV *Black and grey: PA + 30% GF* *Schwarz u. grau: PA + 30% GF*
Portacontatti, dado: *Contact holder, Gland nut:* *Kontaktträger, Mutter:*	PA + 30% FV/*PA + 30% GF*
Guarnizioni: *Gasket:* *Dichtung:*	Gomma termoplastica *Thermoplastic rubber* Termoplastisches Gummi
Contatti: *Contact material:* *Kontaktmaterial:*	*Cu Zn (Ag)*
Tensione nominale (max.): *Max voltage:* *Max.Spannung:*	250 V AC/300 V DC
Portata massima contatti: *Max. current:* *Max. Strom:*	16 A
Portata nominale contatti: *Operating current:* *Betriebsstrom:*	10 A
Distanza tra i contatti: *Spacing:* *Abstand:*	18 mm.
Sezione massima conduttori: *Max. wire cross-section:* *Max Leiterquerschnitt:*	1,5 mm²
Classe di isolamento: *Insulation class:* *Isolierungsklasse:*	C - VDE 0110
Temperatura di funzionamento: *Working temperature:* *Betriebstemperatur:*	-40°C / +125°C

Orientamento terra - *Earth position - Erdrichtung*

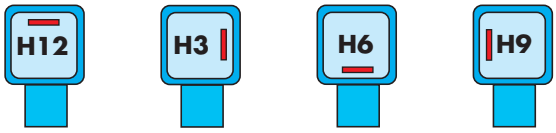

Guarnizioni in gomma termoplastica piatte e a profilo
Thermoplastic rubber gasket, flat and profile
Flach-und Profildichtung aus thermoplastischem Gummi

Scatola *Housing* *Gehäuse*	Nero/*Black/Schwarz*		Grigio/*Grey/Grau*	
	2 poli + ⏚	3 poli + ⏚	2 poli + ⏚	3 poli + ⏚
h27mm	A1B1212A	A1B1213A	A1G1212A	A1G1213A

Codici prodotto per la versione standard con guarnizione a profilo e terra in posizione H12
Part no. for plain version, profile gasket, earth position H12
Teile-Nr. für Standardausführung mit Profildichtung, Erdrichtung H12

CONNETTORI ELETTRICI DIN 43650
ELECTRICAL CONNECTORS DIN 43650
GERÄTESTECKER DIN 43650

A1



Attacco/*Gland size/Verschraubung* **1/2" NPTF** - IP 65 DIN 40 050
2 poli/*poles* + ⏚
Con componenti elettronici saldati sul portacontatti
With electronic components soldered onto the insert
Die Komponenten sind direkt am Einsatz aufgelötet

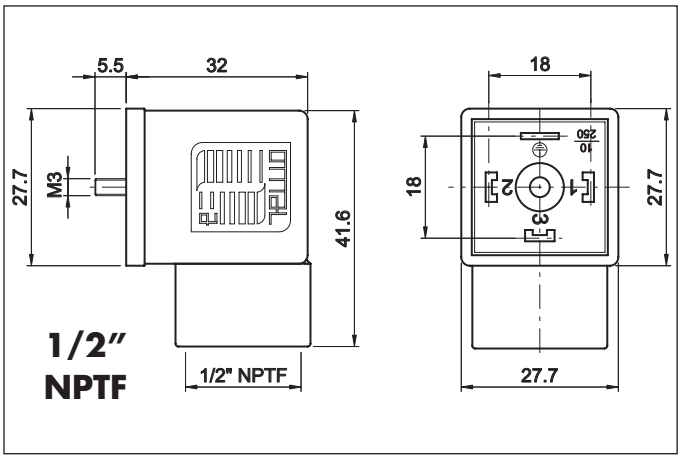

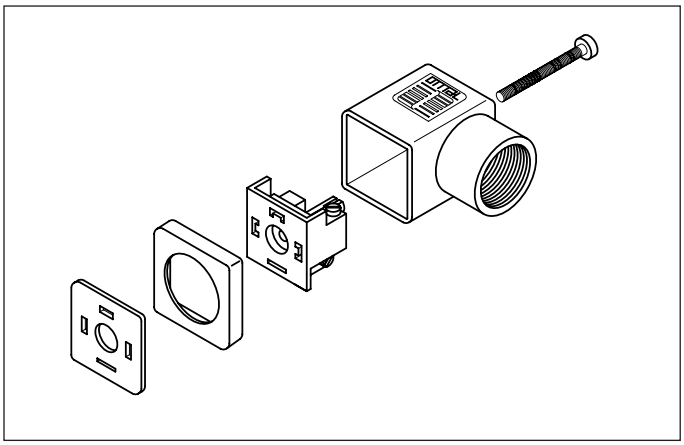

Scatola esterna: *Housing:* *Gehäuse:*	Trasparente: PA *Transparent: PA* *Transparent: PA*
Portacontatti, dado: *Contact holder, Gland nut:* *Kontaktträger, Mutter:*	PA + 30% FV/*PA + 30% GF*
Guarnizioni: *Gasket:* *Dichtung:*	Gomma termoplastica *Thermoplastic rubber* Termoplastisches Gummi
Contatti: *Contact material:* *Kontaktmaterial:*	*Cu Zn (Ag)*
Tensione nominale (max.): *Max voltage:* *Max.Spannung:*	Vedere tabella sotto *See table below* *Siehe unten*
Portata massima contatti: *Max. current:* *Max. Strom:*	16 A
Portata nominale contatti: *Operating current:* *Betriebsstrom:*	10 A
Distanza tra i contatti: *Spacing:* *Abstand:*	18 mm.
Sezione massima conduttori: *Max. wire cross-section:* *Max Leiterquerschnitt:*	1,5 mm^2
Classe di isolamento: *Insulation class:* *Isolierungsklasse:*	C - VDE 0110
Temperatura di funzionamento: *Working temperature:* *Betriebstemperatur:*	-40°C / +125°C

Orientamento terra - *Earth position - Erdrichtung*

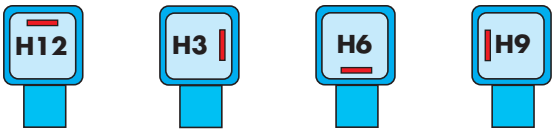

Guarnizioni in gomma termoplastica piatte e a profilo
Thermoplastic rubber gasket, flat and profile
Flach-und Profildichtung aus thermoplastischem Gummi

Volt	Codice/*Code*
24	A1T1212GR
48	A1T1212HR
110	A1T1212JR
250	A1T1212KR

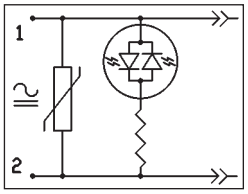

Volt	Codice/*Code*
10/50	A1T1212MR
70/250	A1T1212NR

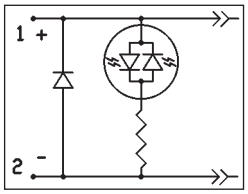

Volt	Codice/*Code*
10/50	A1T1212BR
70/250	A1T1212CR

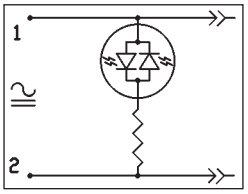

Volt	Codice/*Code*
250	A1T1212L

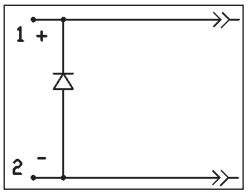

Codici prodotto per la versione con scatola trasparente, LED rosso, guarnizione a profilo e terra in posizione H12
Part no. for transparent housing, red LED, profile gasket, earth position H12
Teile-Nr. für transparentes Gehäuse, rote LED-Anzeige, Profildichtung, Erdrichtung H12

CONNETTORI ELETTRICI DIN 43650
ELECTRICAL CONNECTORS DIN 43650
GERÄTESTECKER DIN 43650

KA1

Attacco/*Gland size/Verschraubung* **1/2" NPTF** - IP 65 DIN 40 050
2 poli/*poles* + ⏚
Con componenti elettronici montati su circuito stampato e protetti
With electronic components soldered onto printed circuit board.
Die Komponenten sind auf einer Stiftplatte aufgelötet.

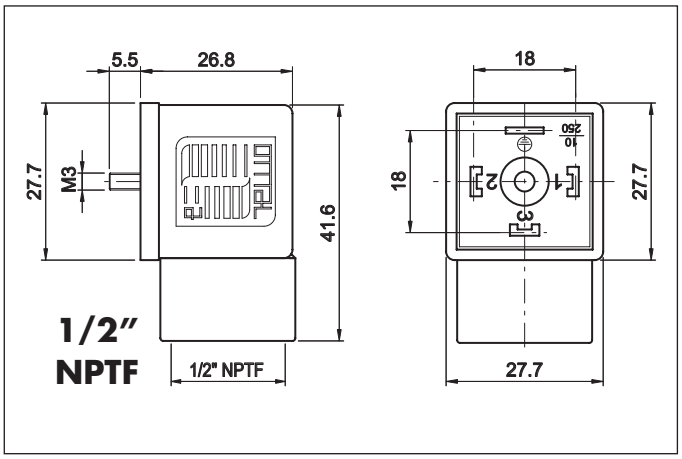

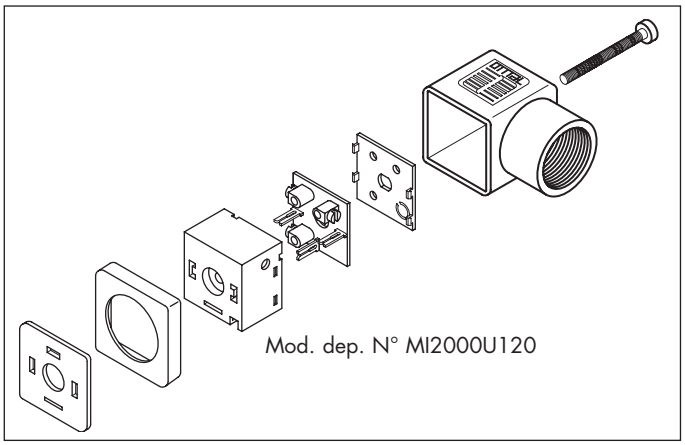

Scatola esterna: *Housing:* *Gehäuse:*	Grigio e nero: PA + 30% FV *Black and grey: PA + 30% GF* *Schwarz u. grau: PA + 30% GF*
Portacontatti, dado: *Contact holder, Gland nut:* *Kontaktträger, Mutter:*	PA + 30% FV/*PA + 30% GF*
Guarnizioni: *Gasket:* *Dichtung:*	Gomma termoplastica *Thermoplastic rubber* Termoplastisches Gummi
Contatti: *Contact material:* *Kontaktmaterial:*	*Cu Zn (Ag)*
Tensione nominale (max.): *Max voltage:* *Max.Spannung:*	Vedere tabella sotto *See table below* *Siehe unten*
Portata massima contatti: *Max. current:* *Max. Strom:*	16 A
Portata nominale contatti: *Operating current:* *Betriebsstrom:*	10 A
Distanza tra i contatti: *Spacing:* *Abstand:*	18 mm.
Sezione massima conduttori: *Max. wire cross-section:* *Max Leiterquerschnitt:*	1,5 mm²
Classe di isolamento: *Insulation class:* *Isolierungsklasse:*	C - VDE 0110
Temperatura di funzionamento: *Working temperature:* *Betriebstemperatur:*	-40°C / +125°C

Orientamento terra - *Earth position - Erdrichtung*

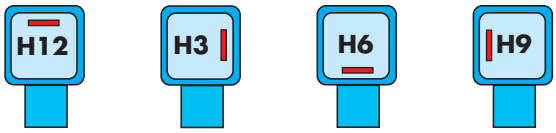

Guarnizioni in gomma termoplastica piatte e a profilo
Thermoplastic rubber gasket, flat and profile
Flach-und Profildichtung aus thermoplastischem Gummi

Volt	Codice/*Code*
24	KA1T1212GR
48	KA1T1212HR
110	KA1T1212JR
250	KA1T1212KR

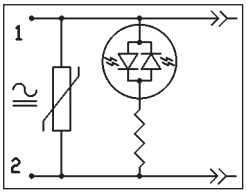

Volt	Codice/*Code*
10/50	KA1T1212MR
70/250	KA1T1212NR

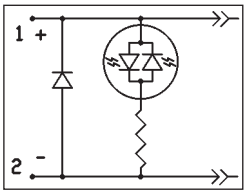

Volt	Codice/*Code*
10/50	KA1T1212BR
70/250	KA1T1212CR

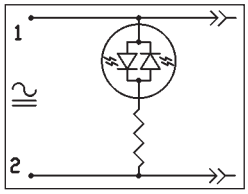

Volt	Codice/*Code*
250	KA1T1212P

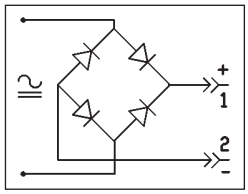

Codici prodotto per la versione con scatola trasparente, LED rosso, guarnizione a profilo e terra in posizione H12
Part no. for transparent housing, red LED, profile gasket, earth position H12
Teile-Nr. für transparentes Gehäuse, rote LED-Anzeige, Profildichtung, Erdrichtung H12

CONNETTORI ELETTRICI DIN 43650
ELECTRICAL CONNECTORS DIN 43650
GERÄTESTECKER DIN 43650

A2 FASTON

Attacco/*Gland size/Verschraubung* **PG9 - PG11**

IP 65 DIN 40 050

2 poli/*poles* + ⏚ Fast-on

3 poli/*poles* + ⏚ *Fast-on*

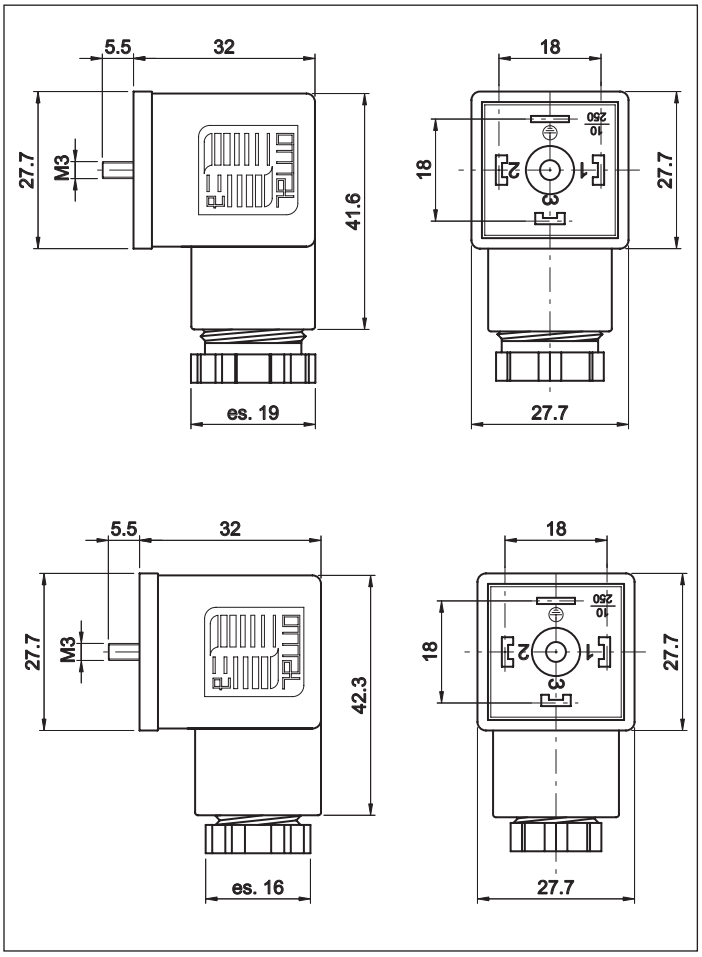

Scatola esterna: *Housing:* *Gehäuse:*	Grigio e nero: PA + 30% FV *Black and grey: PA + 30% GF* *Schwarz u. grau: PA + 30% GF*
Portacontatti, dado: *Contact holder, Gland nut:* *Kontaktträger, Mutter:*	PA + 30% FV/*PA + 30% GF*
Diametro cavo: *Cable diameter:* *Kabeldurchmesser:*	PG9=6 - 8 mm /PG11=8 - 10 mm
Contatti: *Contact material:* *Kontaktmaterial:*	*Cu Zn (Ag)*
Tensione nominale (max.): *Max voltage:* *Max.Spannung:*	250 V AC/300 V DC
Portata massima contatti: *Max. current:* *Max. Strom:*	16 A
Portata nominale contatti: *Operating current:* *Betriebsstrom:*	10 A
Distanza tra i contatti: *Spacing:* *Abstand:*	18 mm.
Sezione massima conduttori: *Max. wire cross-section:* *Max Leiterquerschnitt:*	1,5 mm²
Classe di isolamento: *Insulation class:* *Isolierungsklasse:*	C - VDE 0110
Temperatura di funzionamento: *Working temperature:* *Betriebstemperatur:*	-40°C / +125°C

Orientamento terra - *Earth position - Erdrichtung*

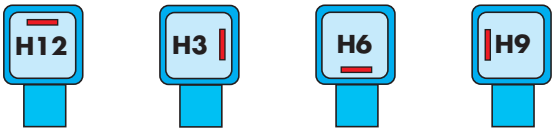

Guarnizioni in gomma termoplastica piatte e a profilo
Thermoplastic rubber gasket, flat and profile
Flach-und Profildichtung aus thermoplastischem Gummi

Scatola *Housing* *Gehäuse*	Nero/*Black/Schwarz*		Grigio/*Grey/Grau*	
	2 poli + ⏚	3 poli + ⏚	2 poli + ⏚	3 poli + ⏚
h32mm	A2B0918A	A2B0919A	A2G0918A	A2G0919A

Codici prodotto per la versione standard PG9con guarnizione a profilo e terra in posizione H12
Part no. for plain version PG9, profile gasket, earth position H12
Teile-Nr. für Standardausführung PG9 mit Profildichtung, Erdrichtung H12

CONNETTORI ELETTRICI DIN 43650
ELECTRICAL CONNECTORS DIN 43650
GERÄTESTECKER DIN 43650

B1

Attacco/*Gland size/Verschraubung* **PG9** - IP 65 DIN 40 050
2 poli/*poles* + ⏚

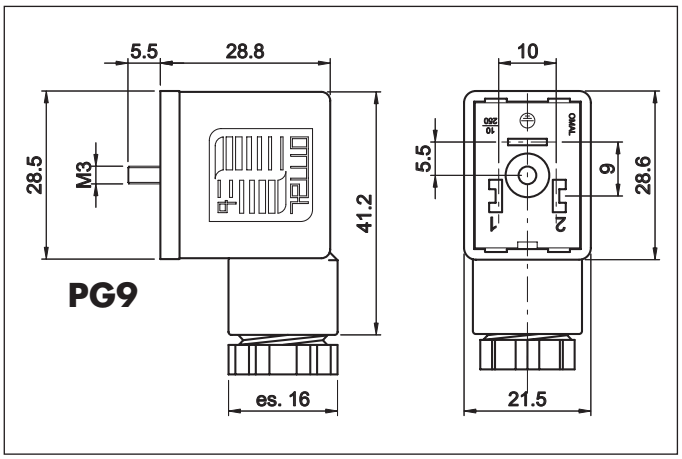

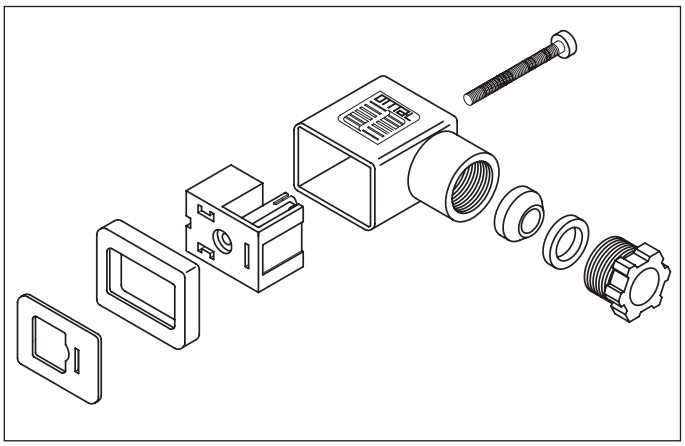

Scatola esterna: *Housing:* *Gehäuse:*	Grigio e nero: PA + 30% FV *Black and grey: PA + 30% GF* *Schwarz u. grau: PA + 30% GF*
Portacontatti, dado: *Contact holder, Gland nut:* *Kontaktträger, Mutter:*	PA + 30% FV/*PA + 30% GF*
Diametro cavo: *Cable diameter:* *Kabeldurchmesser:*	6 - 8 mm
Contatti: *Contact material:* *Kontaktmaterial:*	*Cu Zn (Ag)*
Tensione nominale (max.): *Max voltage:* *Max.Spannung:*	250 V AC/300 V DC
Portata massima contatti: *Max. current:* *Max. Strom:*	16 A
Portata nominale contatti: *Operating current:* *Betriebsstrom:*	10 A
Distanza tra i contatti: *Spacing:* *Abstand:*	10 mm.
Sezione massima conduttori: *Max. wire cross-section:* *Max Leiterquerschnitt:*	1,5 mm²
Classe di isolamento: *Insulation class:* *Isolierungsklasse:*	C - VDE 0110
Temperatura di funzionamento: *Working temperature:* *Betriebstemperatur:*	-40°C / +125°C

Orientamento terra - *Earth position - Erdrichtung*

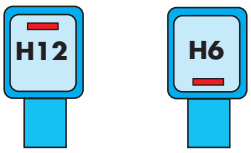

Guarnizioni in gomma termoplastica piatte e a profilo
Thermoplastic rubber gasket, flat and profile
Flach-und Profildichtung aus thermoplastischem Gummi

Scatola *Housing* *Gehäuse*	Nero/*Black/Schwarz*	Grigio/*Grey/Grau*
	2 poli + ⏚	2 poli + ⏚
B1	B1B0915A	B1G0915A

Codici prodotto per la versione standard con guarnizione a profilo e terra in posizione H12
Part no. for plain version, profile gasket, earth position H12
Teile-Nr. für Standardausführung mit Profildichtung, Erdrichtung H12

CONNETTORI ELETTRICI DIN 43650
ELECTRICAL CONNECTORS DIN 43650
GERÄTESTECKER DIN 43650
B1-IND

Attacco/*Gland size/Verschraubung* **PG9** - IP 65 DIN 40 050
2 poli/*poles* + ⏚

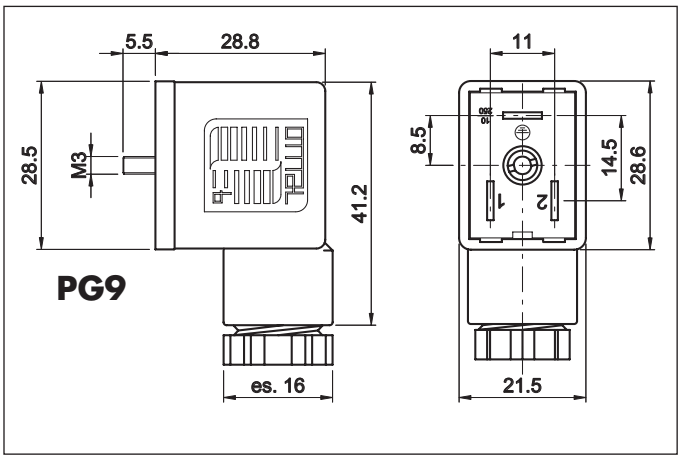

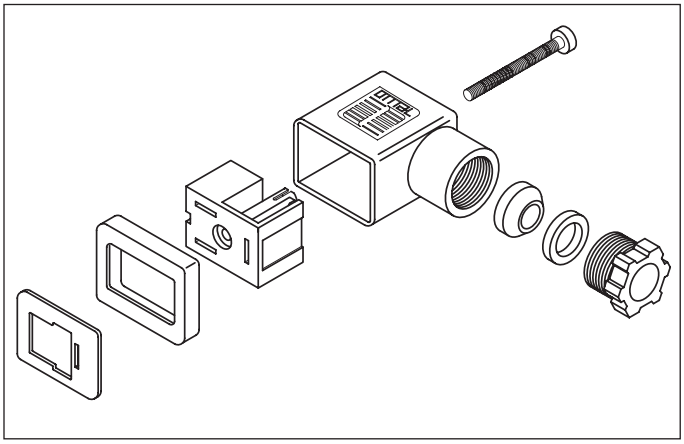

Scatola esterna: *Housing:* *Gehäuse:*	Grigio e nero: PA + 30% FV *Black and gray: PA + 30% GF* *Schwarz u. grau: PA + 30% GF*
Portacontatti, dado: *Contact holder, Gland nut:* *Kontaktträger, Mutter:*	PA + 30% FV/*PA + 30% GF*
Diametro cavo: *Cable diameter:* *Kabeldurchmesser:*	6 - 8 mm
Contatti: *Contact material:* *Kontaktmaterial:*	*Cu Zn (Ag)*
Tensione nominale (max.): *Max voltage:* *Max.Spannung:*	250 V AC/300 V DC
Portata massima contatti: *Max. current:* *Max. Strom:*	16 A
Portata nominale contatti: *Operating current:* *Betriebsstrom:*	10 A
Distanza tra i contatti: *Spacing:* *Abstand:*	11 mm.
Sezione massima conduttori: *Max. wire cross-section:* *Max Leiterquerschnitt:*	1,5 mm²
Classe di isolamento: *Insulation class:* *Isolierungsklasse:*	C - VDE 0110
Temperatura di funzionamento: *Working temperature:* *Betriebstemperatur:*	-40°C / +125°C

Orientamento terra - *Earth position - Erdrichtung*

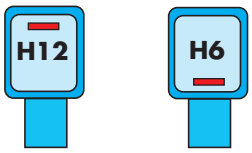

Guarnizioni in gomma termoplastica piatte e a profilo
Thermoplastic rubber gasket, flat and profile
Flach-und Profildichtung aus thermoplastischem Gummi

Scatola *Housing* *Gehäuse*	Nero/*Black/Schwarz*	Grigio/*Grey/Grau*
	2 poli + ⏚	2 poli + ⏚
B1	B1B0912A	B1G0912A

Codici prodotto per la versione standard con guarnizione a profilo e terra in posizione H12
Part no. for plain version, profile gasket, earth position H12
Teile-Nr. für Standardausführung mit Profildichtung, Erdrichtung H12

CONNETTORI ELETTRICI DIN 43650
ELECTRICAL CONNECTORS DIN 43650
GERÄTESTECKER DIN 43650

B1 - B1 IND

Attacco/*Gland size/Verschraubung* **PG 9** - IP 65 DIN 40 050
2 poli/*poles* + ⏚
Con componenti elettronici saldati sul portacontatti
With electronic components soldered onto the insert
Die Komponenten sind direkt am Einsatz aufgelötet

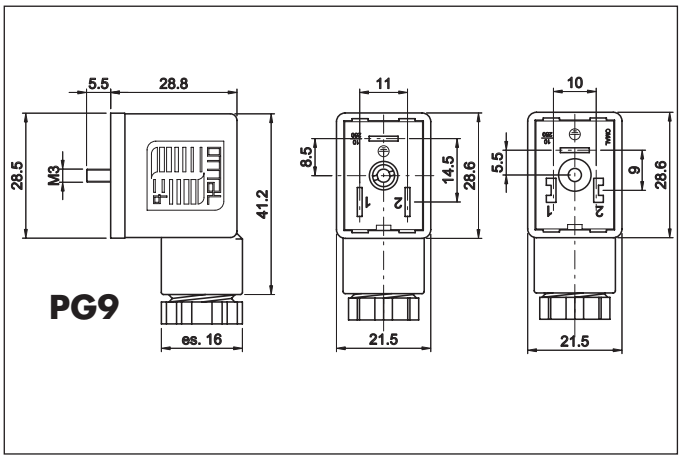

Scatola esterna: *Housing:* *Gehäuse:*	Trasparente: PA *Transparent: PA* *Transparent: PA*
Portacontatti, dado: *Contact holder, Gland nut:* *Kontaktträger, Mutter:*	PA + 30% FV/*PA + 30% GF*
Diametro cavo: *Cable diameter:* *Kabeldurchmesser:*	6 - 8 mm
Contatti: *Contact material:* *Kontaktmaterial:*	*Cu Zn (Ag)*
Tensione nominale (max.): *Max voltage:* *Max.Spannung:*	Vedere tabella sotto *See table below* *Siehe unten*
Portata massima contatti: *Max. current:* *Max. Strom:*	16 A
Portata nominale contatti: *Operating current:* *Betriebsstrom:*	10 A
Distanza tra i contatti: *Spacing:* *Abstand:*	B1=10 mm. / B IND= 11 mm.
Sezione massima conduttori: *Max. wire cross-section:* *Max Leiterquerschnitt:*	1,5 mm²
Classe di isolamento: *Insulation class:* *Isolierungsklasse:*	C - VDE 0110
Temperatura di funzionamento: *Working temperature:* *Betriebstemperatur:*	-40°C / +125°C

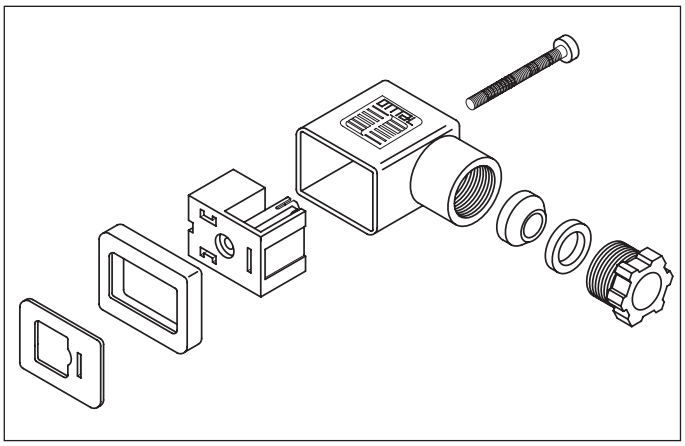

Orientamento terra - *Earth position - Erdrichtung*

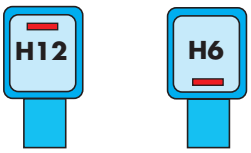

Guarnizioni in gomma termoplastica piatte e a profilo
Thermoplastic rubber gasket, flat and profile
Flach-und Profildichtung aus thermoplastischem Gummi

Volt	Codice/*Code* B1 IND	B1
24	B1T0912GR	B1T0915GR
48	B1T0912HR	B1T0915HR
110	B1T0912JR	B1T0915JR
250	B1T0912KR	B1T0915KR

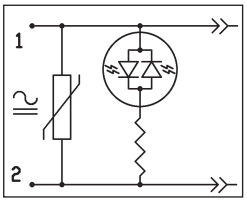

Volt	Codice/*Code* B1 IND	B1
10/50	B1T0912MR	B1T0915MR
70/250	B1T0912NR	B1T0915NR

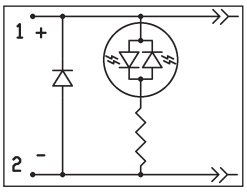

Volt	Codice/*Code* B1 IND	B1
10/50	B1T0912BR	B1T0915BR
70/250	B1T0912CR	B1T0915CR

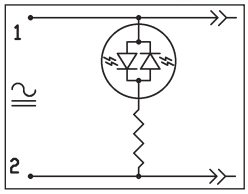

Volt	Codice/*Code* B1 IND	B1
250	B1T0912L	B1T0915L

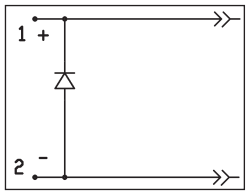

Codici prodotto per la versione con scatola trasparente, LED rosso, guarnizione a profilo e terra in posizione H12
Part no. for transparent housing, red LED, profile gasket, earth position H12
Teile-Nr. für transparentes Gehäuse, rote LED-Anzeige, Profildichtung, Erdrichtung H12

CONNETTORI ELETTRICI DIN 43650
ELECTRICAL CONNECTORS DIN 43650
GERÄTESTECKER DIN 43650

KB1 - KB1 IND

Attacco/*Gland size/Verschraubung* **PG 9** - IP 65 DIN 40 050
2 poli/*poles* + ⏚
Con componenti elettronici montati su circuito stampato e protetti
With electronic components soldered onto printed circuit board.
Die Komponenten sind auf einer Stiftplatte aufgelötet.

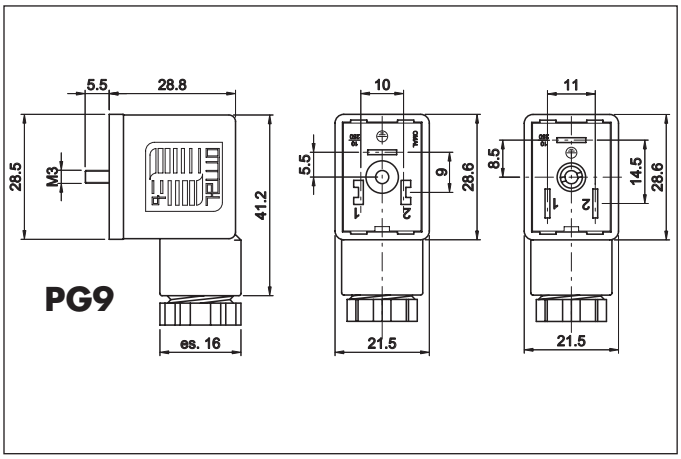

Scatola esterna: *Housing:* *Gehäuse:*	Trasparente: PA *Transparent: PA* *Transparent: PA*
Portacontatti, dado: *Contact holder, Gland nut:* *Kontaktträger, Mutter:*	PA + 30% FV/*PA + 30% GF*
Diametro cavo: *Cable diameter:* *Kabeldurchmesser:*	6 - 8 mm
Contatti: *Contact material:* *Kontaktmaterial:*	*Cu Zn (Ag)*
Tensione nominale (max.): *Max voltage:* *Max.Spannung:*	Vedere tabella sotto *See table below* *Siehe unten*
Portata massima contatti: *Max. current:* *Max. Strom:*	16 A
Portata nominale contatti: *Operating current:* *Betriebsstrom:*	10 A
Distanza tra i contatti: *Spacing:* *Abstand:*	B1=10 mm. / B IND= 11 mm.
Sezione massima conduttori: *Max. wire cross-section:* *Max Leiterquerschnitt:*	1,5 mm²
Classe di isolamento: *Insulation class:* *Isolierungsklasse:*	C - VDE 0110
Temperatura di funzionamento: *Working temperature:* *Betriebstemperatur:*	-40°C / +125°C

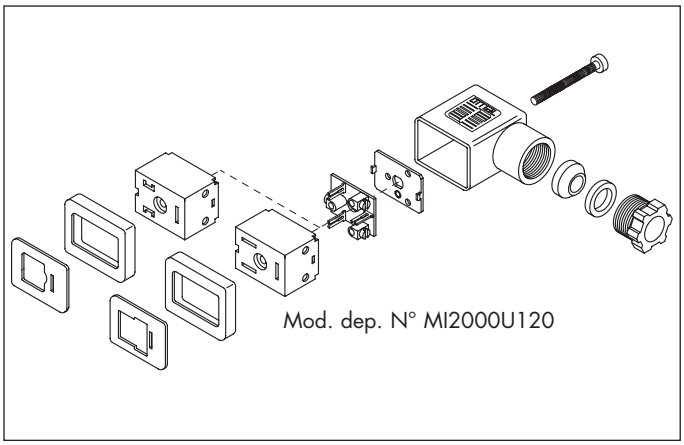

Orientamento terra - *Earth position - Erdrichtung*

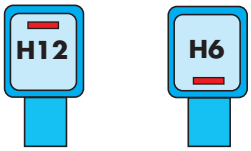

Guarnizioni in gomma termoplastica piatte e a profilo
Thermoplastic rubber gasket, flat and profile
Flach-und Profildichtung aus thermoplastischem Gummi

Volt	Codice/*Code* B1 IND	B1
24	KB1T0912GR	KB1T0915GR
48	KB1T0912HR	KB1T0915HR
110	KB1T0912JR	KB1T0915JR
250	KB1T0912KR	KB1T0915KR

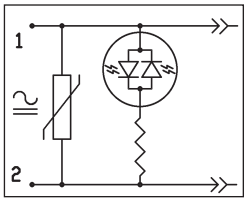

Volt	Codice/*Code* B1 IND	B1
10/50	KB1T0912MR	KB1T0915MR
70/250	KB1T0912NR	KB1T0915NR

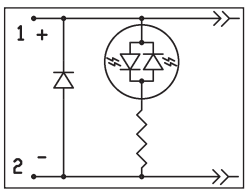

Volt	Codice/*Code* B1 IND	B1
10/50	KB1T0912BR	KB1T0915BR
70/250	KB1T0912CR	KB1T0915CR

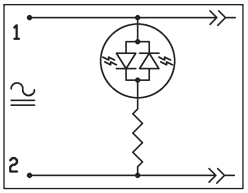

Volt	Codice/*Code* B1 IND	B1
250	KB1B0912P	KB1B0915P

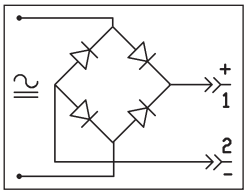

Codici prodotto per la versione con scatola trasparente, LED rosso, guarnizione a profilo e terra in posizione H12
Part no. for transparent housing, red LED, profile gasket, earth position H12
Teile-Nr. für transparentes Gehäuse, rote LED-Anzeige, Profildichtung, Erdrichtung H12

CONNETTORI ELETTRICI DIN 43650
ELECTRICAL CONNECTORS DIN 43650
GERÄTESTECKER DIN 43650

B1

Attacco/*Gland size/Verschraubung* **1/2" NPTF** - IP 65 DIN 40 050
2 poli/*poles* + ⏚

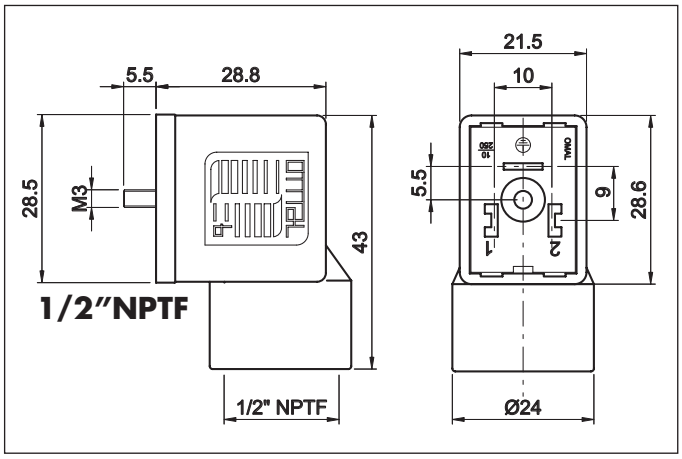

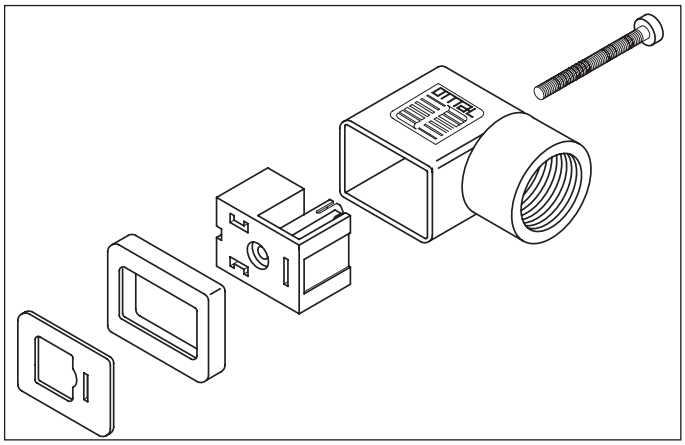

Scatola esterna: *Housing:* *Gehäuse:*	Grigio e nero: PA + 30% FV *Black and grey: PA + 30% GF* *Schwarz u. grau: PA + 30% GF*
Portacontatti, dado: *Contact holder, Gland nut:* *Kontaktträger, Mutter:*	PA + 30% FV/*PA + 30% GF*
Guarnizioni: *Gasket:* *Dichtung:*	Gomma termoplastica *Thermoplastic rubber* Termoplastisches Gummi
Contatti: *Contact material:* *Kontaktmaterial:*	*Cu Zn (Ag)*
Tensione nominale (max.): *Max voltage:* *Max.Spannung:*	250 V AC/300 V DC
Portata massima contatti: *Max. current:* *Max. Strom:*	16 A
Portata nominale contatti: *Operating current:* *Betriebsstrom:*	10 A
Distanza tra i contatti: *Spacing:* *Abstand:*	10 mm.
Sezione massima conduttori: *Max. wire cross-section:* *Max Leiterquerschnitt:*	1,5 mm²
Classe di isolamento: *Insulation class:* *Isolierungsklasse:*	C - VDE 0110
Temperatura di funzionamento: *Working temperature:* *Betriebstemperatur:*	-40°C / +125°C

Orientamento terra - *Earth position - Erdrichtung*

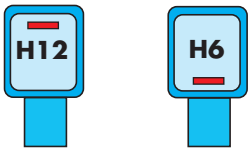

Guarnizioni in gomma termoplastica piatte e a profilo
Thermoplastic rubber gasket, flat and profile
Flach-und Profildichtung aus thermoplastischem Gummi

Scatola *Housing* *Gehäuse*	Nero/*Black/Schwarz*	Grigio/*Grey/Grau*
	2 poli + ⏚	2 poli + ⏚
B1	B1B1215A	B1G1215A

Codici prodotto per la versione standard con guarnizione a profilo e terra in posizione H12
Part no. for plain version, profile gasket, earth position H12
Teile-Nr. für Standardausführung mit Profildichtung, Erdrichtung H12

CONNETTORI ELETTRICI DIN 43650
ELECTRICAL CONNECTORS DIN 43650
GERÄTESTECKER DIN 43650

B1-IND

Attacco/*Gland size/Verschraubung* **1/2" NPTF** - IP 65 DIN 40 050
2 poli/*poles* + ⏚

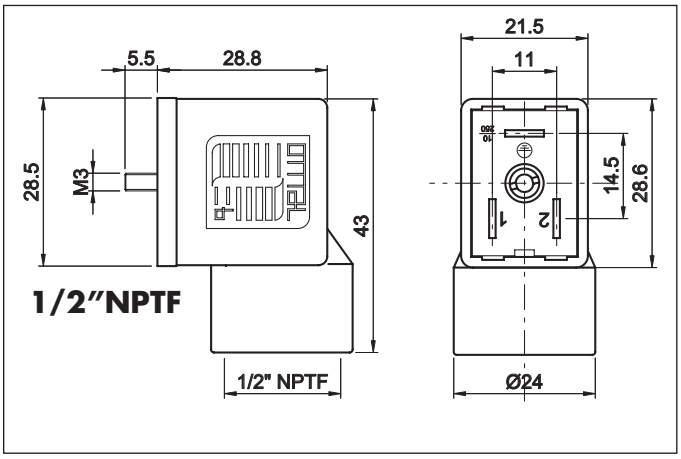

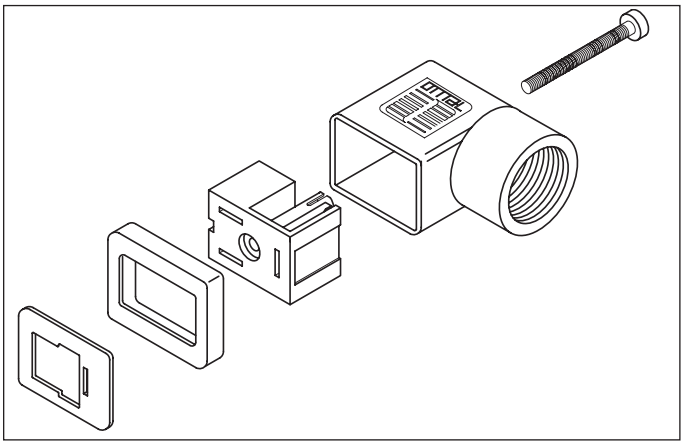

Scatola esterna: *Housing:* *Gehäuse:*	Grigio e nero: PA + 30% FV *Black and grey: PA + 30% GF* *Schwarz u. grau: PA + 30% GF*
Portacontatti, dado: *Contact holder, Gland nut:* *Kontaktträger, Mutter:*	PA + 30% FV/*PA + 30% GF*
Guarnizioni: *Gasket:* *Dichtung:*	Gomma termoplastica *Thermoplastic rubber* Termoplastisches Gummi
Contatti: *Contact material:* *Kontaktmaterial:*	*Cu Zn (Ag)*
Tensione nominale (max.): *Max voltage:* *Max.Spannung:*	250 V AC/300 V DC
Portata massima contatti: *Max. current:* *Max. Strom:*	16 A
Portata nominale contatti: *Operating current:* *Betriebsstrom:*	10 A
Distanza tra i contatti: *Spacing:* *Abstand:*	11 mm.
Sezione massima conduttori: *Max. wire cross-section:* *Max Leiterquerschnitt:*	1,5 mm²
Classe di isolamento: *Insulation class:* *Isolierungsklasse:*	C - VDE 0110
Temperatura di funzionamento: *Working temperature:* *Betriebstemperatur:*	-40°C / +125°C

Orientamento terra - *Earth position - Erdrichtung*

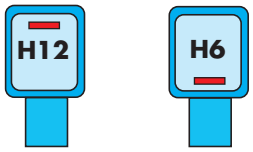

Guarnizioni in gomma termoplastica piatte e a profilo
Thermoplastic rubber gasket, flat and profile
Flach-und Profildichtung aus thermoplastischem Gummi

Scatola *Housing* *Gehäuse*	Nero/*Black/Schwarz*	Grigio/*Grey/Grau*
	2 poli + ⏚	2 poli + ⏚
B1 IND	B1B1212A	B1G1212A

Codici prodotto per la versione standard con guarnizione a profilo e terra in posizione H12
Part no. for plain version, profile gasket, earth position H12
Teile-Nr. für Standardausführung mit Profildichtung, Erdrichtung H12

CONNETTORI ELETTRICI DIN 43650
ELECTRICAL CONNECTORS DIN 43650
GERÄTESTECKER DIN 43650

B1 - B1 IND



Attacco/*Gland size/Verschraubung* **1/2" NPTF** - IP 65 DIN 40 050
2 poli/*poles* + ⏚
Con componenti elettronici saldati sul portacontatti
With electronic components soldered onto the insert
Die Komponenten sind direkt am Einsatz aufgelötet

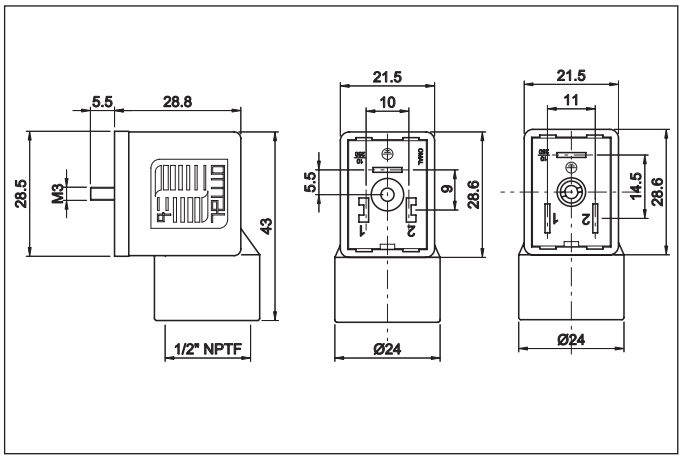

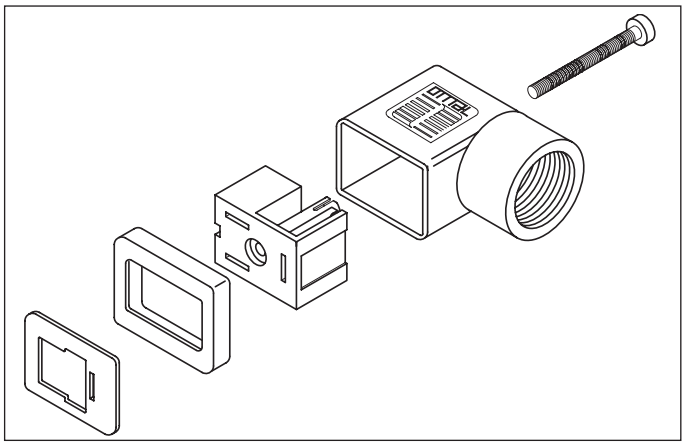

Scatola esterna: *Housing:* *Gehäuse:*	Trasparente: PA *Transparent: PA* *Transparent: PA*
Portacontatti, dado: *Contact holder, Gland nut:* *Kontaktträger, Mutter:*	PA + 30% FV/*PA + 30% GF*
Guarnizioni: *Gasket:* *Dichtung:*	Gomma termoplastica *Thermoplastic rubber* Termoplastisches Gummi
Contatti: *Contact material:* *Kontaktmaterial:*	*Cu Zn (Ag)*
Tensione nominale (max.): *Max voltage:* *Max.Spannung:*	Vedere tabella sotto *See table below* *Siehe unten*
Portata massima contatti: *Max. current:* *Max. Strom:*	16 A
Portata nominale contatti: *Operating current:* *Betriebsstrom:*	10 A
Distanza tra i contatti: *Spacing:* *Abstand:*	B1=10 mm. / B IND= 11 mm.
Sezione massima conduttori: *Max. wire cross-section:* *Max Leiterquerschnitt:*	1,5 mm²
Classe di isolamento: *Insulation class:* *Isolierungsklasse:*	C - VDE 0110
Temperatura di funzionamento: *Working temperature:* *Betriebstemperatur:*	-40°C / +125°C

Orientamento terra - *Earth position - Erdrichtung*

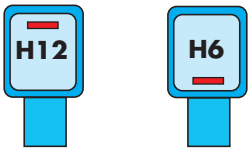

Guarnizioni in gomma termoplastica piatte e a profilo
Thermoplastic rubber gasket, flat and profile
Flach-und Profildichtung aus thermoplastischem Gummi

Volt	Codice/*Code* B1 IND	B1
24	B1T0912GR	B1T0915GR
48	B1T0912HR	B1T0915HR
110	B1T0912JR	B1T0915JR
250	B1T0912KR	B1T0915KR

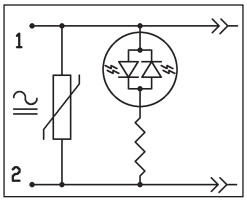

Volt	Codice/*Code* B1 IND	B1
10/50	B1T0912MR	B1T0915MR
70/250	B1T0912NR	B1T0915NR

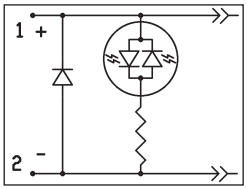

Volt	Codice/*Code* B1 IND	B1
10/50	B1T1212BR	B1T1215BR
70/250	B1T1212CR	B1T1215CR

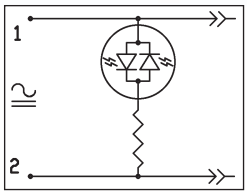

Volt	Codice/*Code* B1 IND	B1
250	B1T1212L	B1T1215L

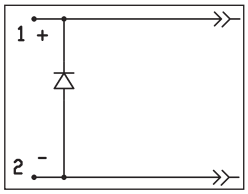

Codici prodotto per la versione con scatola trasparente, LED rosso, guarnizione a profilo e terra in posizione H12
Part no. for transparent housing, red LED, profile gasket, earth position H12
Teile-Nr. für transparentes Gehäuse, rote LED-Anzeige, Profildichtung, Erdrichtung H12

CONNETTORI ELETTRICI DIN 43650
ELECTRICAL CONNECTORS DIN 43650
GERÄTESTECKER DIN 43650
KB1 - KB1 IND



Attacco/*Gland size/Verschraubung* **1/2" NPTF** - IP 65 DIN 40 050
2 poli/*poles* + ⏚
Con componenti elettronici montati su circuito stampato e protetti
With electronic components soldered onto printed circuit board.
Die Komponenten sind auf einer Stiftplatte aufgelötet.

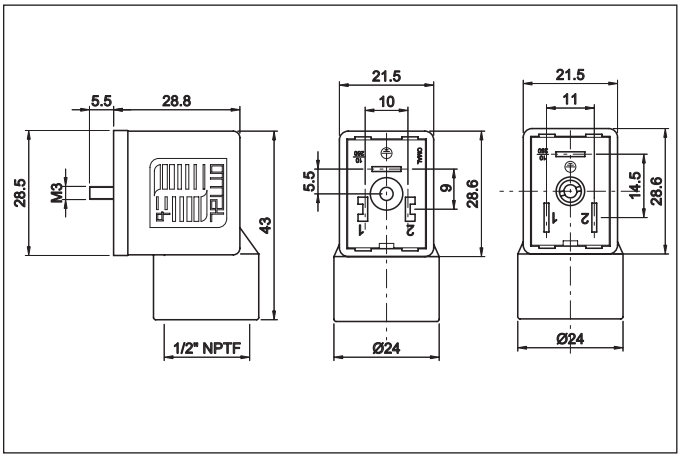

Scatola esterna: *Housing:* *Gehäuse:*	Trasparente: PA *Transparent: PA* *Transparent: PA*
Portacontatti, dado: *Contact holder, Gland nut:* *Kontaktträger, Mutter:*	PA + 30% FV/*PA + 30% GF*
Guarnizioni: *Gasket:* *Dichtung:*	Gomma termoplastica *Thermoplastic rubber* Termoplastisches Gummi
Contatti: *Contact material:* *Kontaktmaterial:*	*Cu Zn (Ag)*
Tensione nominale (max.): *Max voltage:* *Max.Spannung:*	Vedere tabella sotto *See table below* *Siehe unten*
Portata massima contatti: *Max. current:* *Max. Strom:*	16 A
Portata nominale contatti: *Operating current:* *Betriebsstrom:*	10 A
Distanza tra i contatti: *Spacing:* *Abstand:*	B1=10 mm. / B IND= 11 mm.
Sezione massima conduttori: *Max. wire cross-section:* *Max Leiterquerschnitt:*	1,5 mm²
Classe di isolamento: *Insulation class:* *Isolierungsklasse:*	C - VDE 0110
Temperatura di funzionamento: *Working temperature:* *Betriebstemperatur:*	-40°C / +125°C

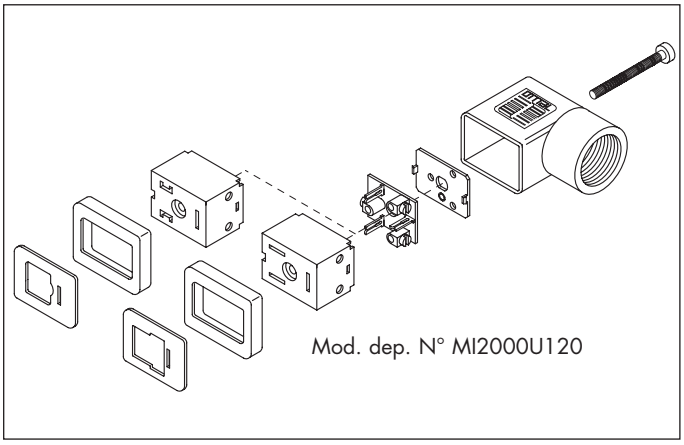

Orientamento terra - *Earth position - Erdrichtung*

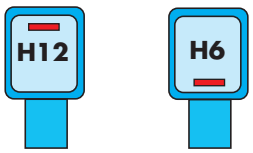

Guarnizioni in gomma termoplastica piatte e a profilo
Thermoplastic rubber gasket, flat and profile
Flach-und Profildichtung aus thermoplastischem Gummi

Volt	Codice/*Code* B1 IND	B1
24	KB1T1212GR	KB1T1215GR
48	KB1T1212HR	KB1T1215HR
110	KB1T1212JR	KB1T1215JR
250	KB1T1212KR	KB1T1215KR

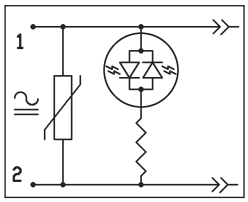

Volt	Codice/*Code* B1 IND	B1
10/50	KB1T1212MR	KB1T1215MR
70/250	KB1T1212NR	KB1T1215NR

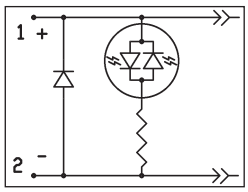

Volt	Codice/*Code* B1 IND	B1
10/50	KB1T1212BR	KB1T1215BR
70/250	KB1T1212CR	KB1T1215CR

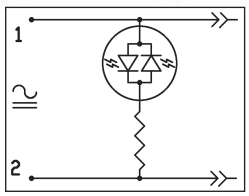

Volt	Codice/*Code* B1 IND	B1
250	KB1B0912P	KB1B0915P

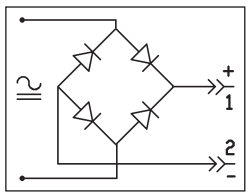

Codici prodotto per la versione con scatola trasparente, LED rosso, guarnizione a profilo e terra in posizione H12
Part no. for transparent housing, red LED, profile gasket, earth position H12
Teile-Nr. für transparentes Gehäuse, rote LED-Anzeige, Profildichtung, Erdrichtung H12

CONNETTORI ELETTRICI DIN 43650
ELECTRICAL CONNECTORS DIN 43650
GERÄTESTECKER DIN 43650

C1

Attacco/*Gland size/Verschraubung* **PG7** - IP 65 DIN 40 050
2 poli/*poles* + ⏚
3 poli/*poles* + ⏚

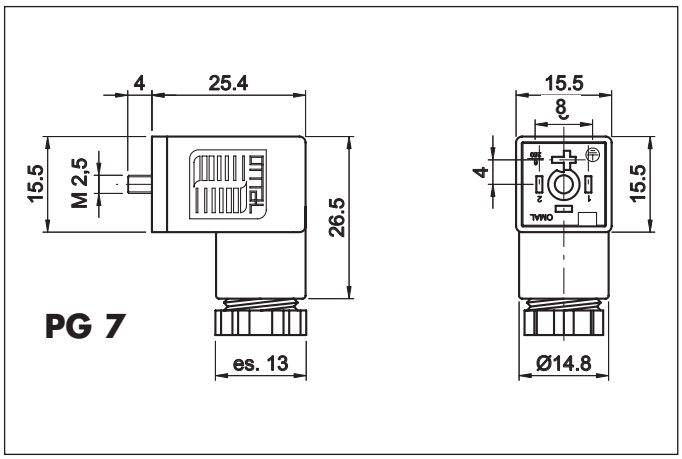

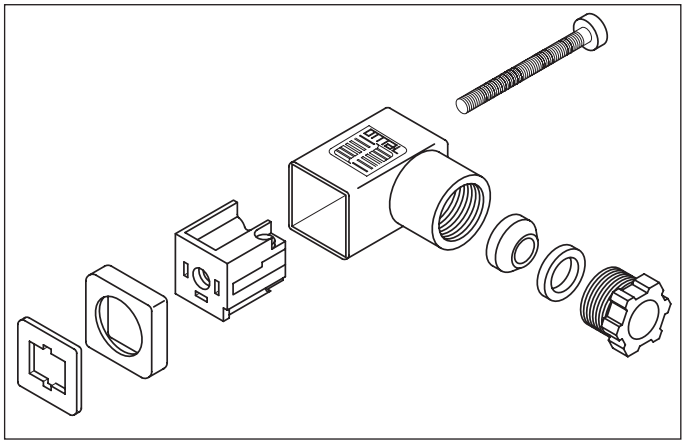

Scatola esterna: *Housing:* *Gehäuse:*	Grigio e nero: PA + 30% FV *Black and grey: PA + 30% GF* *Schwarz u. grau: PA + 30% GF*
Portacontatti, dado: *Contact holder, Gland nut:* *Kontaktträger, Mutter:*	PA + 30% FV/*PA + 30% GF*
Diametro cavo: *Cable diameter:* *Kabeldurchmesser:*	4 - 6 mm
Contatti: *Contact material:* *Kontaktmaterial:*	*Cu Zn (Ag)*
Tensione nominale (max.): *Max voltage:* *Max.Spannung:*	250 V AC/300 V DC
Portata massima contatti: *Max. current:* *Max. Strom:*	10 A
Portata nominale contatti: *Operating current:* *Betriebsstrom:*	6 A
Distanza tra i contatti: *Spacing:* *Abstand:*	8 mm.
Sezione massima conduttori: *Max. wire cross-section:* *Max Leiterquerschnitt:*	0,75 mm²
Classe di isolamento: *Insulation class:* *Isolierungsklasse:*	C - VDE 0110
Temperatura di funzionamento: *Working temperature:* *Betriebstemperatur:*	-40°C / +125°C

Orientamento terra - *Earth position - Erdrichtung*

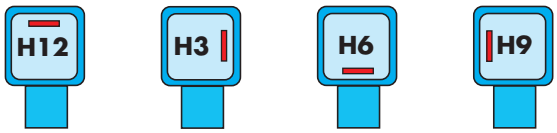

Guarnizioni in gomma termoplastica piatte e a profilo
Thermoplastic rubber gasket, flat and profile
Flach-und Profildichtung aus thermoplastischem Gummi

Scatola *Housing* *Gehäuse*	Nero/*Black/Schwarz*		Grigio/*Grey/Grau*	
	2 poli + ⏚	3 poli + ⏚	2 poli + ⏚	3 poli + ⏚
C1	C1B0716A	C1B0717A	C1G0716A	C1G0716A

Codici prodotto per la versione standard con guarnizione a profilo e terra in posizione H12
Part no. for plain version, profile gasket, earth position H12
Teile-Nr. für Standardausführung mit Profildichtung, Erdrichtung H12

CONNETTORI ELETTRICI DIN 43650
ELECTRICAL CONNECTORS DIN 43650
GERÄTESTECKER DIN 43650
C1

Attacco/*Gland size/Verschraubung* **PG7** - IP 65 DIN 40 050
2 poli/*poles* + ⏚
Con componenti elettronici saldati sul portacontatti
With electronic components soldered onto the insert
Die Komponenten sind direkt am Einsatz aufgelötet

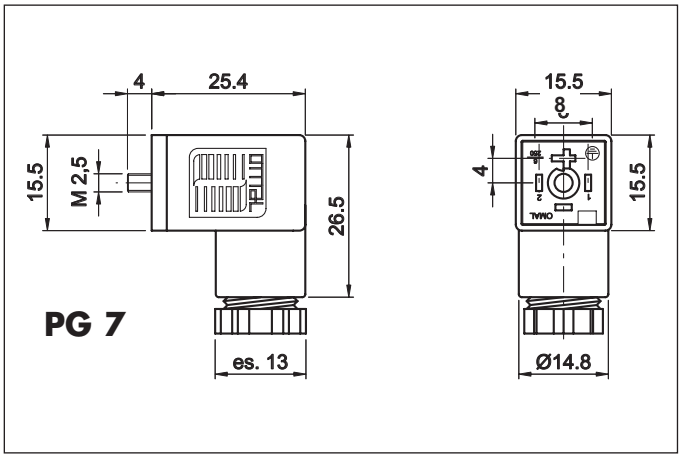

Scatola esterna: *Housing:* *Gehäuse:*	Trasparente: PA *Transparent: PA* *Transparent: PA*
Portacontatti, dado: *Contact holder, Gland nut:* *Kontaktträger, Mutter:*	PA + 30% FV/*PA + 30% GF*
Diametro cavo: *Cable diameter:* *Kabeldurchmesser:*	4 - 6 mm
Contatti: *Contact material:* *Kontaktmaterial:*	*Cu Zn (Ag)*
Tensione nominale (max.): *Max voltage:* *Max.Spannung:*	Vedere tabella sotto *See table below* *Siehe unten*
Portata massima contatti: *Max. current:* *Max. Strom:*	10 A
Portata nominale contatti: *Operating current:* *Betriebsstrom:*	6 A
Distanza tra i contatti: *Spacing:* *Abstand:*	8 mm.
Sezione massima conduttori: *Max. wire cross-section:* *Max Leiterquerschnitt:*	0,75 mm²
Classe di isolamento: *Insulation class:* *Isolierungsklasse:*	C - VDE 0110
Temperatura di funzionamento: *Working temperature:* *Betriebstemperatur:*	-40°C / +125°C

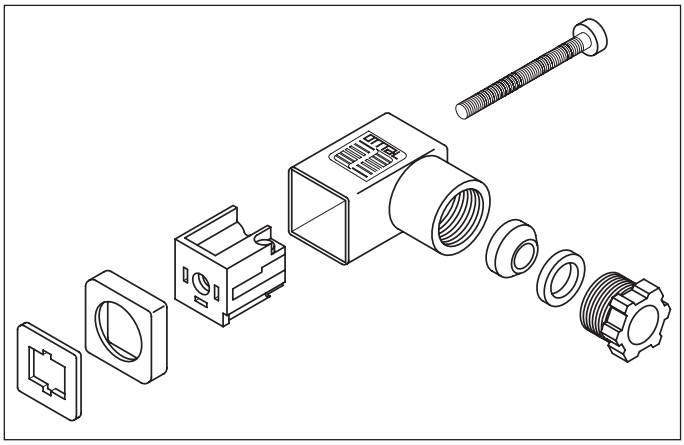

Orientamento terra - *Earth position - Erdrichtung*

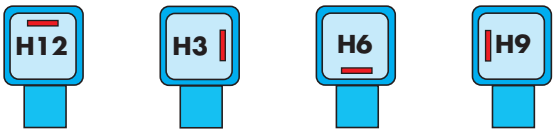

Guarnizioni in gomma termoplastica piatte e a profilo
Thermoplastic rubber gasket, flat and profile
Flach-und Profildichtung aus thermoplastischem Gummi



Volt	Codice/*Code*
24	C1T0716GR
48	C1T0716HR
110	C1T0716JR
250	C1T0716KR

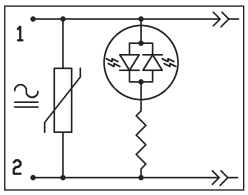

Volt	Codice/*Code*
10/50	C1T0716MR
70/250	C1T0716NR

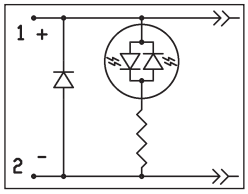

Volt	Codice/*Code*
10/50	C1T0716BR
70/250	C1T0716CR

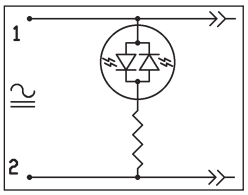

Volt	Codice/*Code*
250	C1T0716L

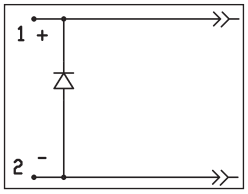

Codici prodotto per la versione con scatola trasparente, LED rosso, guarnizione a profilo e terra in posizione H12
Part no. for transparent housing, red LED, profile gasket, earth position H12
Teile-Nr. für transparentes Gehäuse, rote LED-Anzeige, Profildichtung, Erdrichtung H12

CONNETTORI ELETTRICI DIN 43650
ELECTRICAL CONNECTORS DIN 43650
GERÄTESTECKER DIN 43650

C1 IND

Attacco/*Gland size/Verschraubung* **PG7** - IP 65 DIN 40 050
2 poli/*poles* + ⏚
3 poli/*poles* + ⏚

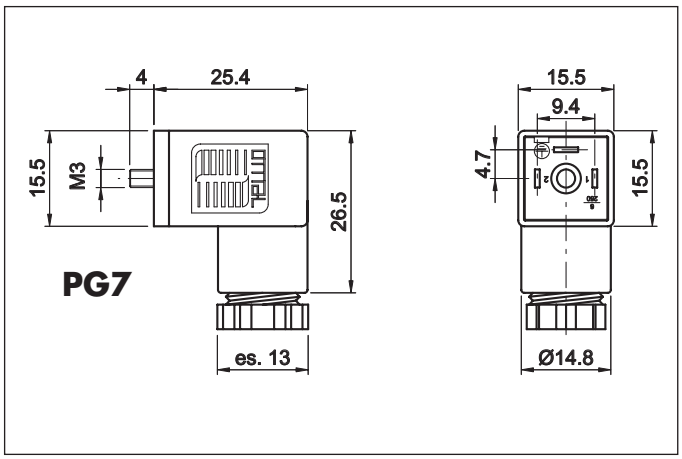

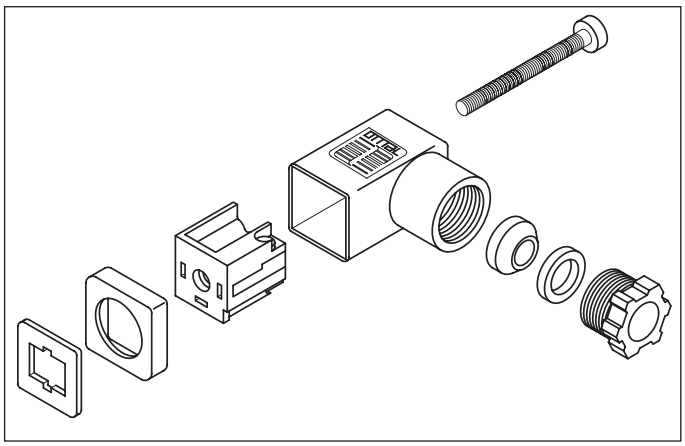

Scatola esterna: *Housing:* *Gehäuse:*	Grigio e nero: PA + 30% FV *Black and grey: PA + 30% GF* *Schwarz u. grau: PA + 30% GF*
Portacontatti, dado: *Contact holder, Gland nut:* *Kontaktträger, Mutter:*	PA + 30% FV/*PA + 30% GF*
Diametro cavo: *Cable diameter:* *Kabeldurchmesser:*	4 - 6 mm
Contatti: *Contact material:* *Kontaktmaterial:*	*Cu Zn (Ag)*
Tensione nominale (max.): *Max voltage:* *Max.Spannung:*	250 V AC/300 V DC
Portata massima contatti: *Max. current:* *Max. Strom:*	10 A
Portata nominale contatti: *Operating current:* *Betriebsstrom:*	6 A
Distanza tra i contatti: *Spacing:* *Abstand:*	9,4 mm.
Sezione massima conduttori: *Max. wire cross-section:* *Max Leiterquerschnitt:*	0,75 mm²
Classe di isolamento: *Insulation class:* *Isolierungsklasse:*	C - VDE 0110
Temperatura di funzionamento: *Working temperature:* *Betriebstemperatur:*	-40°C / +125°C

Orientamento terra - *Earth position - Erdrichtung*

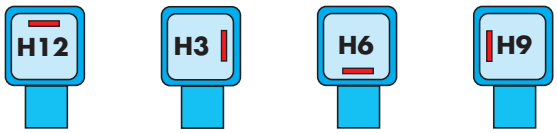

Guarnizioni in gomma termoplastica piatte e a profilo
Thermoplastic rubber gasket, flat and profile
Flach-und Profildichtung aus thermoplastischem Gummi

Scatola *Housing* *Gehäuse*	Nero/*Black/Schwarz*		Grigio/*Grey/Grau*	
	2 poli + ⏚	3 poli + ⏚	2 poli + ⏚	3 poli + ⏚
C1	C1B0712A	C1B0713A	C1G0712A	C1G0713A

Codici prodotto per la versione standard con guarnizione a profilo e terra in posizione H12
Part no. for plain version, profile gasket, earth position H12
Teile-Nr. für Standardausführung mit Profildichtung, Erdrichtung H12

CONNETTORI ELETTRICI DIN 43650
ELECTRICAL CONNECTORS DIN 43650
GERÄTESTECKER DIN 43650
C1 IND



Attacco/*Gland size/Verschraubung* **PG7** - IP 65 DIN 40 050
2 poli/*poles* + ⏚
Con componenti elettronici saldati sul portacontatti
With electrical components soldered onto the insert
Die Komponenten sind direkt am Einsatz aufgelötet

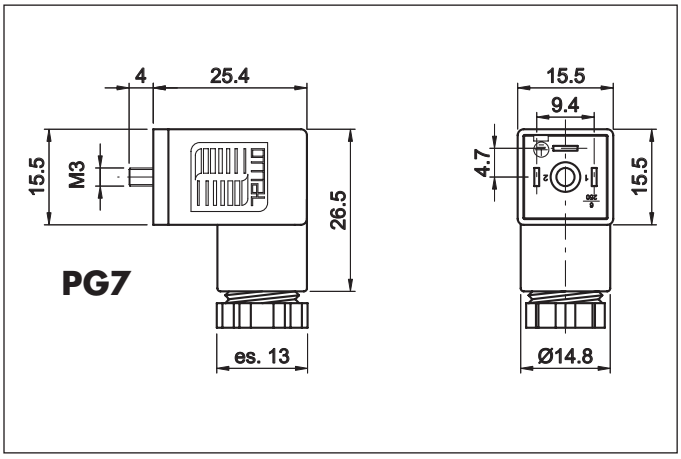

Scatola esterna: *Housing:* *Gehäuse:*	Trasparente: PA *Transparent: PA* *Transparent: PA*
Portacontatti, dado: *Contact holder, Gland nut:* *Kontaktträger, Mutter:*	PA + 30% FV/*PA + 30% GF*
Diametro cavo: *Cable diameter:* *Kabeldurchmesser:*	4 - 6 mm
Contatti: *Contact material:* *Kontaktmaterial:*	*Cu Zn (Ag)*
Tensione nominale (max.): *Max voltage:* *Max.Spannung:*	Vedere tabella sotto *See table below* *Siehe unten*
Portata massima contatti: *Max. current:* *Max. Strom:*	10 A
Portata nominale contatti: *Operating current:* *Betriebsstrom:*	6 A
Distanza tra i contatti: *Spacing:* *Abstand:*	9,4 mm.
Sezione massima conduttori: *Max. wire cross-section:* *Max Leiterquerschnitt:*	0,75 mm²
Classe di isolamento: *Insulation class:* *Isolierungsklasse:*	C - VDE 0110
Temperatura di funzionamento: *Working temperature:* *Betriebstemperatur:*	-40°C / +125°C

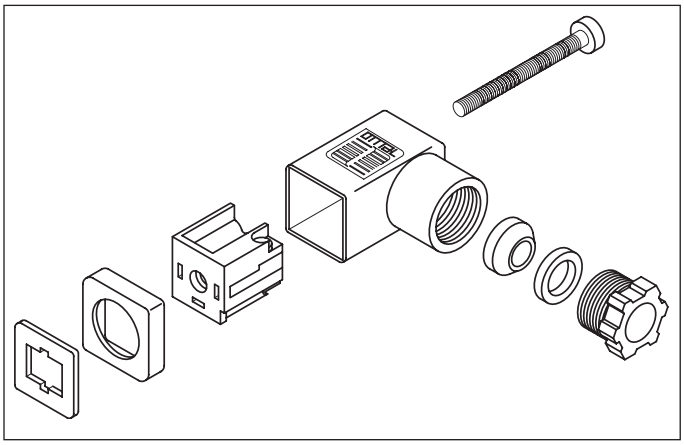

Orientamento terra - *Earth position - Erdrichtung*

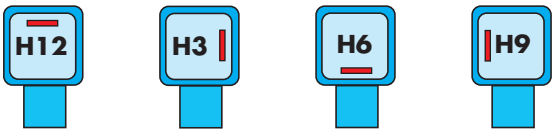

Guarnizioni in gomma termoplastica piatte e a profilo
Thermoplastic rubber gasket, flat and profile
Flach-und Profildichtung aus thermoplastischem Gummi



Volt	Codice/*Code*
24	C1T0712GR
48	C1T0712HR
110	C1T0712JR
250	C1T0712KR

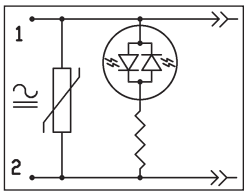

Volt	Codice/*Code*
10/50	C1T0712BR
70/250	C1T0712CR

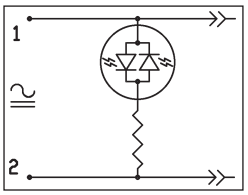

Volt	Codice/*Code*
10/50	C1T0712MR
70/250	C1T0712NR

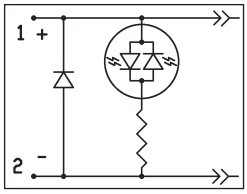

Volt	Codice/*Code*
250	C1T0712L

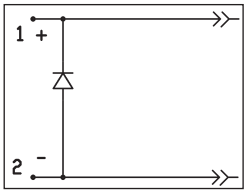

Codici prodotto per la versione con scatola trasparente, LED rosso, guarnizione a profilo e terra in posizione H12
Part no. for transparent housing, red LED, profile gasket, earth position H12
Teile-Nr. für transparentes Gehäuse, rote LED-Anzeige, Profildichtung, Erdrichtung H12

CODICI D'ORDINE - *CODIFICATION - BESTELLSCHLÜSSEL*

Connettori standard/*standard connector/Standardausführungen*

Colore

Nero/*black/schwarz*	B
Grigio/*grey/grau*	G
Trasparente/*Transparent*	T

Scatola

Quadrata/*square*	A1-A2
Rettangolare/*rectangular*	B1
Micro	C1

Attacco

07	PG 7
09	PG 9
11	PG 11
12	1/2" NPTF

Guarnizione

1	Guarnizione a profilo/*profile gasket/Profildichtung*
2	Guarnizione piatta/*flat gasket/flache Dichtung*

Es.:connettore quadrato trasparente, PG9, 2 poli+⏚, guarnizione a profilo, LED verde e VDR 24V

	A	1	T	0	9	1	2	G		E		

Serie Compact/*Compact/Kompact*	K

Poli

2 Poli/Poles + ⏚ (interasse/*spacing/Abstand* 18-11-9,4 mm)	2
3 Poli/Poles + ⏚ (interasse/*spacing/Abstand* 18 - 9,4 mm)	3
2 Poli/Poles + ⏚ (interasse/*spacing/Abstand* 10 mm)	5
2 Poli/Poles + ⏚ (interasse/*spacing/Abstand* 8 mm)	6
3 Poli/Poles + ⏚ (interasse/*spacing/Abstand* 8 mm)	7
2 Poli/Poles + ⏚ **FASTON**(interasse/*spacing/Abstand* 18 mm)	8
3 Poli/Poles + ⏚ **FASTON**(interasse/*spacing/Abstand* 18 mm)	9

Circuiti

Senza circuiti elettronici/*without electronic circuits/ohne Schaltung*	A
LED bipolare/*bipolar LED/zweigpolige LED 10/50V*	B
LED bipolare/*bipolar LED/zweigpolige LED 70/250V*	C
VARISTORE/VDR 24V	D
VARISTORE/VDR 48V	E
VARISTORE/VDR 110V	F
VARISTORE/VDR 250V	V
LED bipolare + VDR 24V	G
LED bipolare + VDR 48V	H
LED bipolare + VDR 110V	J
LED bipolare + VDR 250V	K
DIODO in parallelo/*parallel diode/Parallediode*	L
DIODO in parallelo + LED 10/50V	M
DIODO in parallelo + LED 70/250V	N
Raddrizzatore a ponte/*bridge rectifier/Brückengleichrichter**	P
Raddrizzatore a ponte + LED 10/50V*	Q
Raddrizzatore a ponte + LED 70/250V*	R
Raddrizzatore a ponte + VDR 24V*	PD
Raddrizzatore a ponte + VDR 48V*	PE
Raddrizzatore a ponte + VDR 110V*	PF
Raddrizzatore a ponte + VDR 250V*	PV
Raddrizzatore a ponte + VDR 24V+LED*	PG
Raddrizzatore a ponte + VDR 48V+LED*	PH
Raddrizzatore a ponte + VDR 110V+LED*	PJ
Raddrizzatore a ponte + VDR 250V+LED*	PK
Doppio Zener/two Zener/zwei Zener 48V	Z

Colore LED

LED Giallo/*yellow/gelb*	Y
LED Rosso/*red/rot*	R
LED Verde/*green/grün*	E
LED Giallo-verde/*Yellow-green/gelbe-grün*	YE
LED Rosso-verde/Red-green/rot-grün	RE

Posizione Terra *Earth position Erdrichtung*	H 12	0
	H 6	6
	H 9	9
	H 3	3

* Non disponibili in tutte le versioni.
** Not available in all versions.*
** Nicht lieferbar in allen Ausführungen*



CONNETTORI ELETTRICI CON CAVO COSTAMPATO

ELECTRICAL CONNECTORS WITH MOULDED CABLE

GERÄTESTECKER MIT ANGESPRITZTEM KABEL

CONNETTORI ELETTRICI CON CAVO COSTAMPATO DIN 43650
ELECTRICAL CONNECTORS WITH MOULDED CABLE DIN 43650
GERÄTESTECKER MIT ANGESPRITZTEM KABEL DIN 43650

A

2 poli/*poles* + ⏚
3 poli/*poles* + ⏚

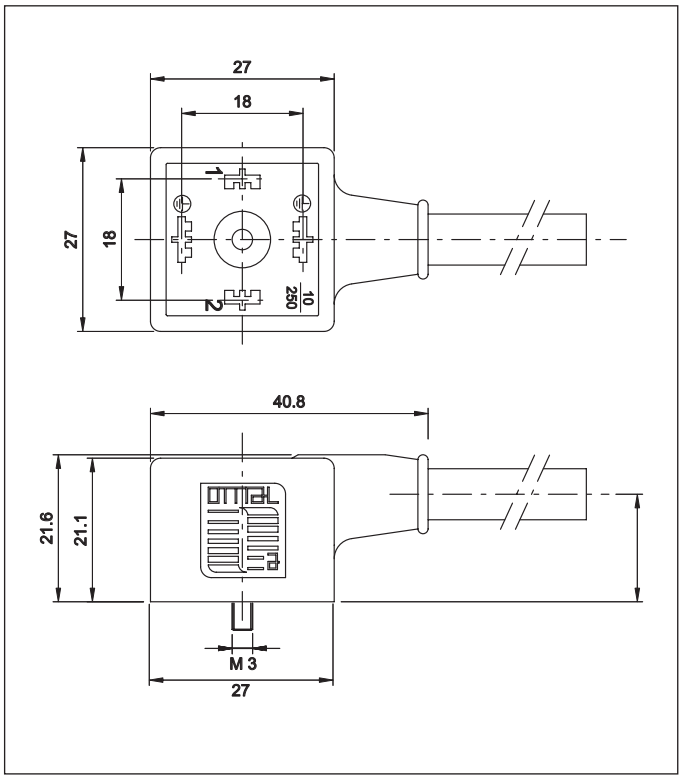

Scatola esterna: *Housing:* *Gehäuse:*	Grigio e nero: PA + 30% FV *Black and grey: PA + 30% GF* *Schwarz u. grau: PA + 30% GF*
Contatti: *Contact material:* *Kontaktmaterial:*	*Cu Zn (Ag)*
Tensione nominale (max.): *Max voltage:* *Max. Spannung:*	250 V AC/300 V DC
Portata massima contatti: *Max. current:* *Max. Strom:*	16 A
Portata nominale contatti: *Operating current:* *Betriebsstrom:*	10 A
Distanza tra i contatti: *Spacing:* *Abstand:*	18 mm.
Grado di protezione: *Protection class:* *Schutzart:*	IP65 DIN 40050
Classe di isolamento: *Insulation class:* *Isolierungsklasse:*	C - VDE 0110
Temperatura di funzionamento: *Working temperature:* *Betriebstemperatur:*	-40°C / +125°C

CAVI/CABLE/KABEL	PVC H05-WF	PVC CEI 2022 IIOR
Colore cavo/*Cable color/Kabelfarbe*	Nero - Grigio Black - Grey Schwarz - Grau	Grigio/*Grey/Grau*
Sezione/*Section/Querschnitt*	0,5 - 0,75 - 1 mm²	0,5 mm²
Isolamento/*Insulation/Isolierung*	300V/500V	300V
Temperatura di lavoro/*Working temperature/Betriebstemperatur*	-20...+80°C	-5...+70°C
Resistenza all'olio/*Oil resistant/Olbeständig*	-	

Orientamento terra - *Earth position - Erdrichtung*

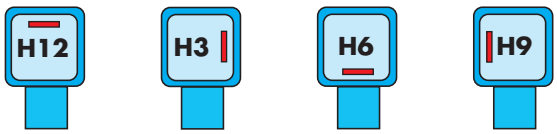

Guarnizioni in gomma termoplastica piatte e a profilo
Thermoplastic rubber gasket, flat and profile
Flach-und Profildichtung aus thermoplastischem Gummi

Scatola *Housing* *Gehäuse*	Nero/*Black/Schwarz*		Grigio/*Grey/Grau*	
	2 poli + ⏚	3 poli + ⏚	2 poli + ⏚	3 poli + ⏚
A	AB2AA1U220	AB3AA1U2206	AG2AA1U220	AG3AA1U2206

Codici prodotto per la versione standard con guarnizione a profilo, cavo PVC H05 WF lunghezza 2 m. e terra in posizione H12-H6
Part no. for plain version, profile gasket, PVC cable (H05 VVF), length 2 mtr, earth position H12-H6
Teile-Nr. für Standardausführung, Profildichtung, PVC Kable (H05 VVF), Länge 2 mtr, Erdrichtung H12-H6

CONNETTORI ELETTRICI CON CAVO COSTAMPATO DIN 43650
ELECTRICAL CONNECTORS WITH MOULDED CABLE DIN 43650
GERÄTESTECKER MIT ANGESPRITZTEM KABEL DIN 43650

A

2 poli/*poles* + ⏚
Con componenti elettronici/*With electronic components*
Mit elektronischen komponenten

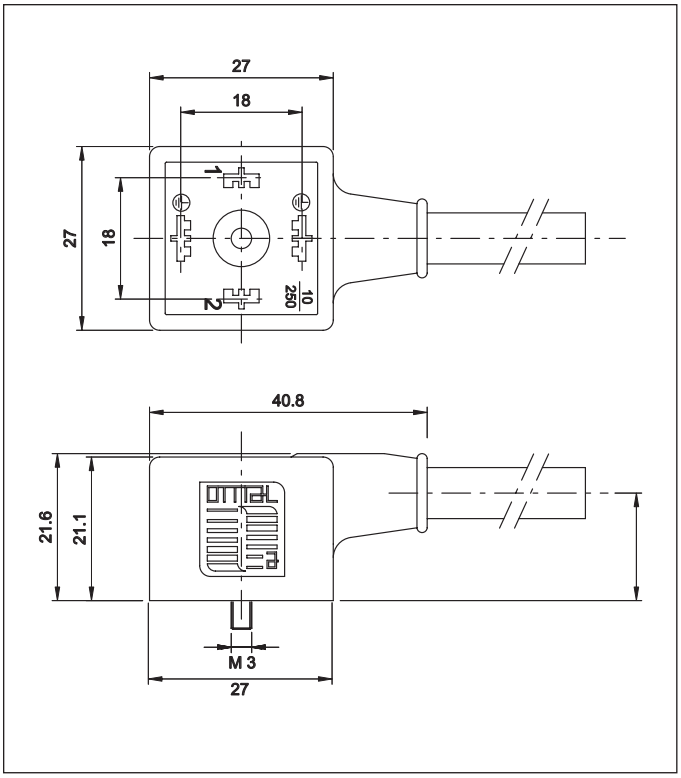

Scatola esterna: *Housing:* *Gehäuse:*	Grigio e nero: PA + 30% FV *Black and grey: PA + 30% GF* *Schwarz u. grau: PA + 30% GF*
Contatti: *Contact material:* *Kontaktmaterial:*	*Cu Zn (Ag)*
Tensione nominale (max.): *Max voltage:* *Max.Spannung:*	Vedere tabella sotto *See table below* *Siehe unten*
Portata massima contatti: *Max. current:* *Max. Strom:*	16 A
Portata nominale contatti: *Operating current:* *Betriebsstrom:*	10 A
Distanza tra i contatti: *Spacing:* *Abstand:*	18 mm.
Grado di protezione: *Protection class:* *Schutzart:*	IP65 DIN 40050
Classe di isolamento: *Insulation class:* *Isolierungsklasse:*	C - VDE 0110
Temperatura di funzionamento: *Working temperature:* *Betriebstemperatur:*	-40°C / +125°C

A

Orientamento terra - *Earth position - Erdrichtung*

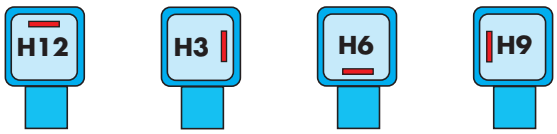

Guarnizioni in gomma termoplastica piatte e a profilo
Thermoplastic rubber gasket, flat and profile
Flach-und Profildichtung aus thermoplastischem Gummi

Volt	Codice/*Code*
24	AB2GR1U220
48	AB2HR1U220
110	AB2JR1U220
250	AB2KR1U220

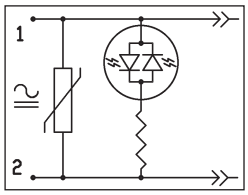

Volt	Codice/*Code*
10/50	AB2MR1U220
70/250	AB2NR1U220

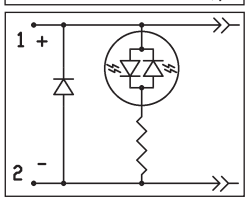

Volt	Codice/*Code*
10/50	AB2BR1U220
70/250	AB2CR1U220

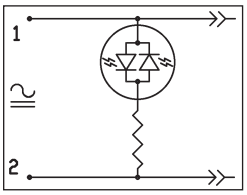

Volt	Codice/*Code*
10/50	AB2QR1U220
70/250	AB2RR1U220

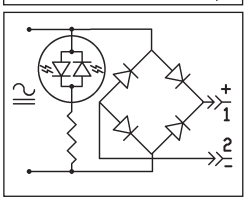

Codici prodotto per la versione con guarnizione a profilo, cavo PVC H05 WF lunghezza 2 m. , LED rosso e terra in posizione H12/H6
Part no. for lighted version, profile gasket, PVC cable (H05 VVF), length 2 mtr, red LED, earth position H12/H6
Teile-Nr. für beschaltete Ausführung, Profildichtung, PVC Kable (H05 VVF), Länge 2 mtr, rote LED-Anzeige, Erdrichtung H12/H6

CONNETTORI ELETTRICI CON CAVO COSTAMPATO DIN 43650
ELECTRICAL CONNECTORS WITH MOULDED CABLE DIN 43650
GERÄTESTECKER MIT ANGESPRITZTEM KABEL DIN 43650

A per pressostati

3 poli/*poles* + ⏚
LED bicolore/*two color LED/ zwei farbe LED*
for pressure switches/für Druckschalter

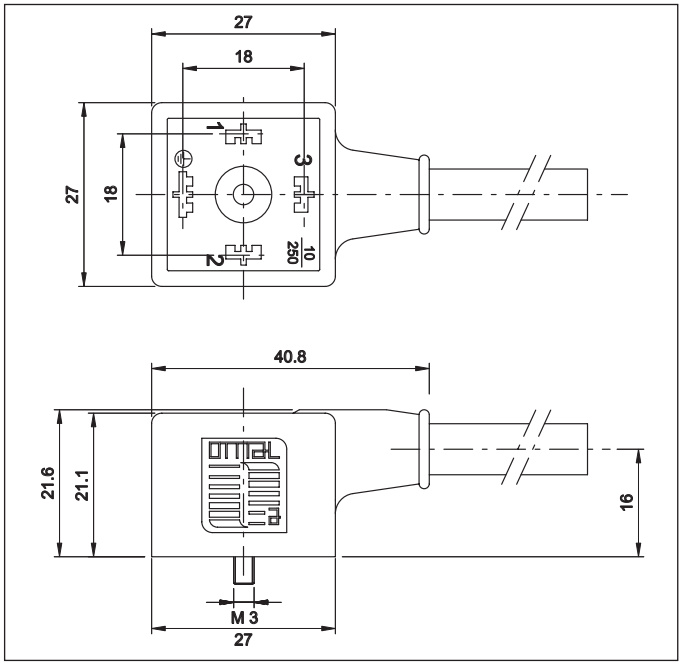

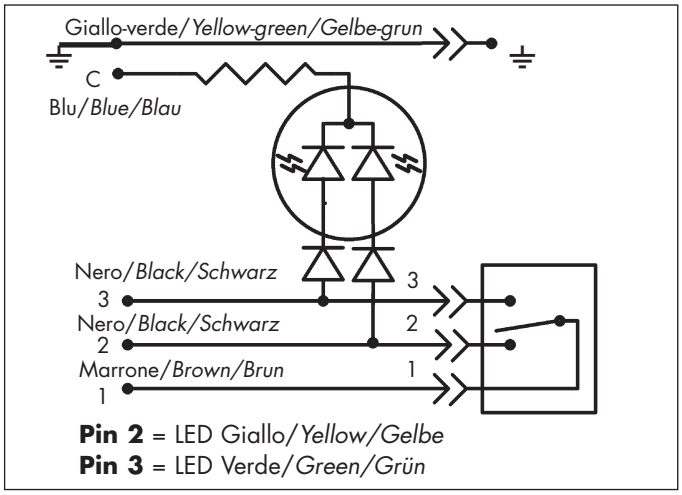

Scatola esterna: *Housing:* *Gehäuse:*	Grigio e nero: PA + 30% FV *Black and grey: PA + 30% GF* *Schwarz u. grau: PA + 30% GF*
Contatti: *Contact material:* *Kontaktmaterial:*	*Cu Zn (Ag)*
Tensione nominale (max.): *Max voltage:* *Max. Spannung:*	250 V AC/300 V DC
Portata massima contatti: *Max. current:* *Max. Strom:*	16 A
Portata nominale contatti: *Operating current:* *Betriebsstrom:*	10 A
Distanza tra i contatti: *Spacing:* *Abstand:*	18 mm.
Grado di protezione: *Protection class:* *Schutzart:*	IP65 DIN 40050
Classe di isolamento: *Insulation class:* *Isolierungsklasse:*	C - VDE 0110
Temperatura di funzionamento: *Working temperature:* *Betriebstemperatur:*	-40°C / +125°C

Orientamento terra - *Earth position - Erdrichtung*

Guarnizioni in gomma termoplastica piatte e a profilo
Thermoplastic rubber gasket, flat and profile
Flach-und Profildichtung aus thermoplastischem Gummi

Disponibile anche in versione **A2**. Per i codici vedere a pagina 28
*Available also in version **A2**. For part numbers see page 28*
*Lieferbar auch im Gehäuse **A2**. Bestellschlüssel auf Seite 28*

Tensione *Voltage* *Spannung*	Nero/*Black/Schwarz*	Grigio/*Grey/Grau*
	3 poli + ⏚	3 poli + ⏚
10/50	AB3BYE1U920	AG3BYE1U920
70/250	AB3CYE1U920	AG3CYE1U920

Codici prodotto per la versione con guarnizione a profilo, cavo PVC H05 WF lunghezza 2 m., LED Giallo/Verde e terra in posizione H12
Part no. for lighted version, profile gasket, PVC cable (H05 VVF), length 2 mtr, Yellow/Green LED, earth position H12
Teile-Nr. für beschaltete Ausführung, Profildichtung, PVC Kable (H05 VVF), Länge 2 mtr, gelbe/grün LED-Anzeige, Erdrichtung H12

CONNETTORI ELETTRICI CON CAVO COSTAMPATO DIN 43650
ELECTRICAL CONNECTORS WITH MOULDED CABLE DIN 43650
GERÄTESTECKER MIT ANGESPRITZTEM KABEL DIN 43650

B

2 poli/*poles* + ⏚

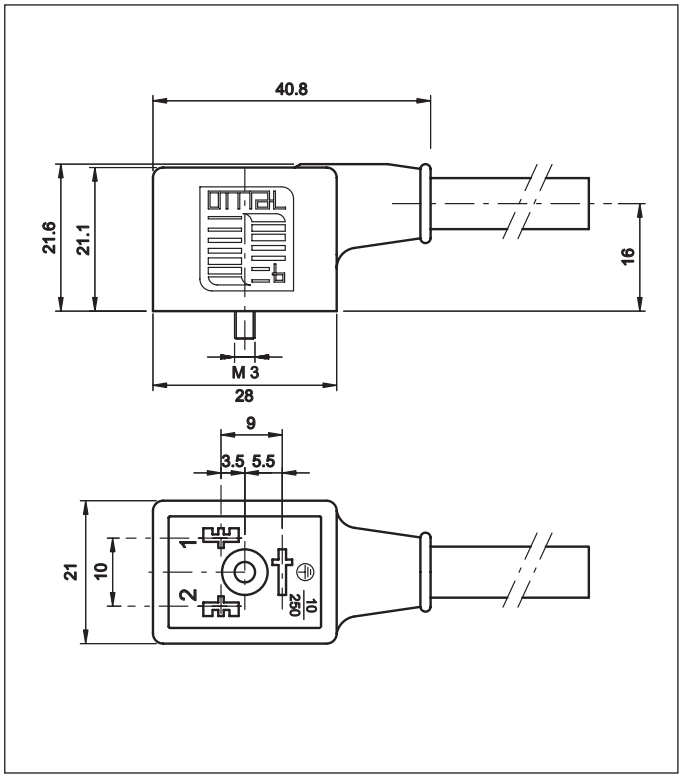

Scatola esterna: *Housing:* *Gehäuse:*	Grigio e nero: PA + 30% FV *Black and grey: PA + 30% GF* *Schwarz u. grau: PA + 30% GF*
Contatti: *Contact material:* *Kontaktmaterial:*	*Cu Zn (Ag)*
Tensione nominale (max.): *Max voltage:* *Max. Spannung:*	250 V AC/300 V DC
Portata massima contatti: *Max. current:* *Max. Strom:*	16 A
Portata nominale contatti: *Operating current:* *Betriebsstrom:*	10 A
Distanza tra i contatti: *Spacing:* *Abstand:*	10 mm.
Grado di protezione: *Protection class:* *Schutzart:*	IP65 DIN 40050
Classe di isolamento: *Insulation class:* *Isolierungsklasse:*	C - VDE 0110
Temperatura di funzionamento: *Working temperature:* *Betriebstemperatur:*	-40°C / +125°C

CAVI/CABLE/KABEL	PVC H05-WF	PVC CEI 2022 IIOR
Colore cavo/*Cable color/Kabelfarbe*	Nero - Grigio Black - Grey Schwarz - Grau	Grigio/*Grey/Grau*
Sezione/*Section/Querschnitt*	0,5 - 0,75 - 1 mm²	0,5 mm²
Isolamento/*Insulation/Isolierung*	300V/500V	300V
Temperatura di lavoro/*Working temperature/Betriebstemperatur*	-20...+80°C	-5...+70°C
Resistenza all'olio/*Oil resistant/Olbeständig*	-	

Orientamento terra - *Earth position - Erdrichtung*

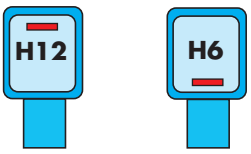

Guarnizioni in gomma termoplastica piatte e a profilo
Thermoplastic rubber gasket, flat and profile
Flach-und Profildichtung aus thermoplastischem Gummi

Scatola *Housing* *Gehäuse*	Nero/*Black/Schwarz*	Grigio/*Grey/Grau*
	2 poli + ⏚	2 poli + ⏚
B	BB5AA1U2200	BG5AA1U2200

Codici prodotto per la versione standard con guarnizione a profilo, cavo PVC H05 WF lunghezza 2 m. e terra in posizione H12
Part no. for plain version, profile gasket, PVC cable (H05 VVF), length 2 mtr, earth position H12
Teile-Nr. für Standardausführung, Profildichtung, PVC Kable (H05 VVF), Länge 2 mtr, Erdrichtung H12

CONNETTORI ELETTRICI CON CAVO COSTAMPATO DIN 43650
ELECTRICAL CONNECTORS WITH MOULDED CABLE DIN 43650
GERÄTESTECKER MIT ANGESPRITZTEM KABEL DIN 43650

B IND

2 poli/*poles* + ⏚

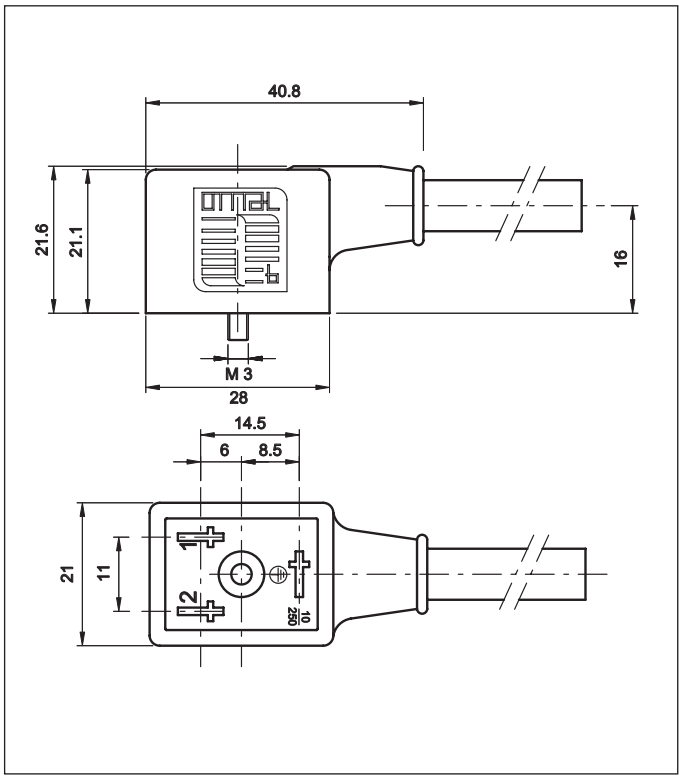

Scatola esterna: *Housing:* *Gehäuse:*	Grigio e nero: PA + 30% FV *Black and grey: PA + 30% GF* *Schwarz u. grau: PA + 30% GF*
Contatti: *Contact material:* *Kontaktmaterial:*	*Cu Zn (Ag)*
Tensione nominale (max.): *Max voltage:* *Max.Spannung:*	250 V AC/300 V DC
Portata massima contatti: *Max. current:* *Max. Strom:*	16 A
Portata nominale contatti: *Operating current:* *Betriebsstrom:*	10 A
Distanza tra i contatti: *Spacing:* *Abstand:*	11 mm.
Grado di protezione: *Protection class:* *Schutzart:*	IP65 DIN 40050
Classe di isolamento: *Insulation class:* *Isolierungsklasse:*	C - VDE 0110
Temperatura di funzionamento: *Working temperature:* *Betriebstemperatur:*	-40°C / +125°C

CAVI/CABLE/KABEL	PVC H05-WF	PVC CEI 2022 IIOR
Colore cavo/*Cable color/Kabelfarbe*	Nero - Grigio Black - Grey Schwarz - Grau	Grigio/*Grey/Grau*
Sezione/*Section/Querschnitt*	0,5 - 0,75 - 1 mm²	0,5 mm²
Isolamento/*Insulation/Isolierung*	300V/500V	300V
Temperatura di lavoro/*Working temperature/Betriebstemperatur*	-20...+80°C	-5...+70°C
Resistenza all'olio/*Oil resistant/Olbeständig*	-	

Orientamento terra - *Earth position - Erdrichtung*

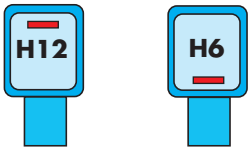

Guarnizioni in gomma termoplastica piatte e a profilo
Thermoplastic rubber gasket, flat and profile
Flach-und Profildichtung aus thermoplastischem Gummi

Scatola *Housing* *Gehäuse*	Nero/*Black/Schwarz*	Grigio/*Grey/Grau*
	2 poli + ⏚	2 poli + ⏚
B	BB2AA1U2206	BG2AA1U2206

Codici prodotto per la versione standard con guarnizione a profilo, cavo PVC H05 WF lunghezza 2 m. e terra in posizione H6
Part no. for plain version, profile gasket, PVC cable (H05 VVF), length 2 mtr, earth position H6
Teile-Nr. für Standardausführung, Profildichtung, PVC Kable (H05 VVF), Länge 2 mtr, Erdrichtung H6

CONNETTORI ELETTRICI CON CAVO COSTAMPATO DIN 43650
ELECTRICAL CONNECTORS WITH MOULDED CABLE DIN 43650
GERÄTESTECKER MIT ANGESPRITZTEM KABEL DIN 43650

B - B IND

2 poli/*poles* + ⏚
Con componenti elettronici/*With electronic components*
Mit elektronischen komponenten

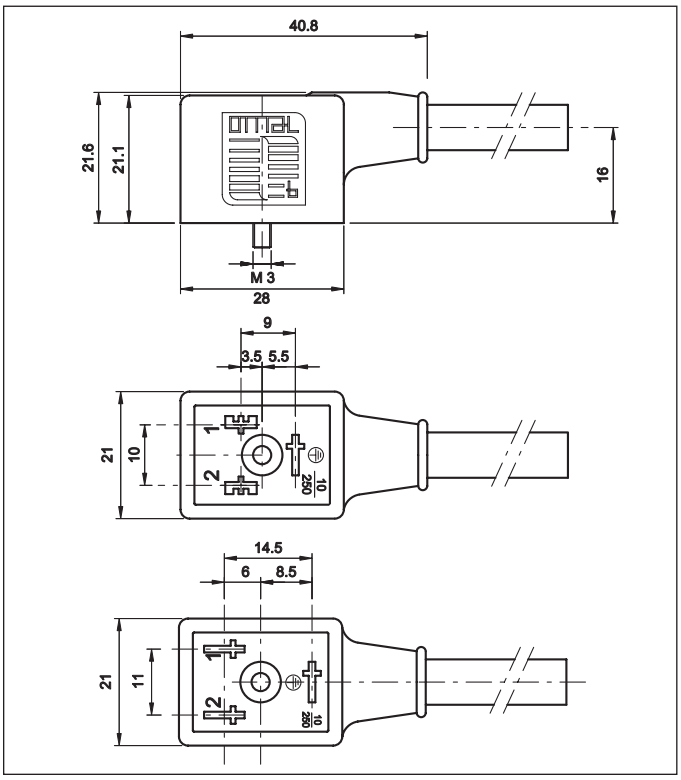

Scatola esterna: *Housing:* *Gehäuse:*	Grigio e nero: PA + 30% FV *Black and gray: PA + 30% GF* *Schwarz u. grau: PA + 30% GF*
Contatti: *Contact material:* *Kontaktmaterial:*	*Cu Zn (Ag)*
Tensione nominale (max.): *Max voltage:* *Max.Spannung:*	Vedere tabella sotto *See table below* *Siehe unten*
Portata massima contatti: *Max. current:* *Max. Strom:*	16 A
Portata nominale contatti: *Operating current:* *Betriebsstrom:*	10 A
Distanza tra i contatti: *Spacing:* *Abstand:*	B1=10 mm. / B IND= 11 mm
Grado di protezione: *Protection class:* *Schutzart:*	IP65 DIN 40050
Classe di isolamento: *Insulation class:* *Isolierungsklasse:*	C - VDE 0110
Temperatura di funzionamento: *Working temperature:* *Betriebstemperatur:*	-40°C / +125°C

Orientamento terra - *Earth position - Erdrichtung*

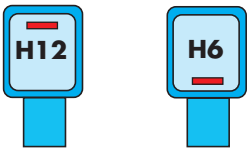

Guarnizioni in gomma termoplastica piatte e a profilo
Thermoplastic rubber gasket, flat and profile
Flach-und Profildichtung aus thermoplastischem Gummi

Volt	Codice/*Code* B	B IND
24	BB5GR1U2200	BB2GR1U2200
48	BB5HR1U2200	BB2HR1U2200
110	BB5JR1U2200	BB2JR1U2200
250	BB5KR1U2200	BB2KR1U2200

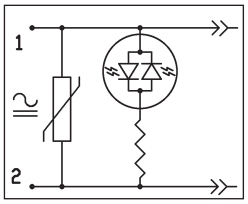

Volt	Codice/*Code* B	B IND
10/50	BB5BR1U2200	BB2BR1U2200
70/250	BB5CR1U2200	BB2CR1U2200

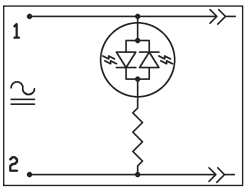

Volt	Codice/*Code* B	B IND
10/50	BB5MR1U2200	BB2MR1U2200
70/250	BB5NR1U2200	BB2NR1U2200

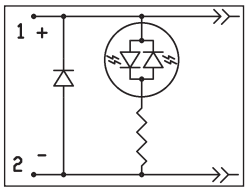

Volt	Codice/*Code* B	B IND
10/50	BB5QR1U2200	BB2QR1U2200
70/250	BB5RR1U2200	BB2RR1U2200

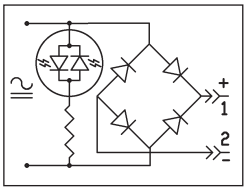

Codici prodotto per la versione con guarnizione a profilo, cavo PVC H05 WF lunghezza 2 m. , LED rosso e terra in posizione H12
Part no. for lighted version, profile gasket, PVC cable (H05 VVF), length 2 mtr, red LED, earth position H12
Teile-Nr. für beschaltete Ausführung, Profildichtung, PVC Kable (H05 VVF), Länge 2 mtr, rote LED-Anzeige, Erdrichtung H12

CONNETTORI ELETTRICI CON CAVO COSTAMPATO DIN 43650
ELECTRICAL CONNECTORS WITH MOULDED CABLE DIN 43650
GERÄTESTECKER MIT ANGESPRITZTEM KABEL DIN 43650

C

2 poli/*poles* + ⏚
3 poli/*poles* + ⏚

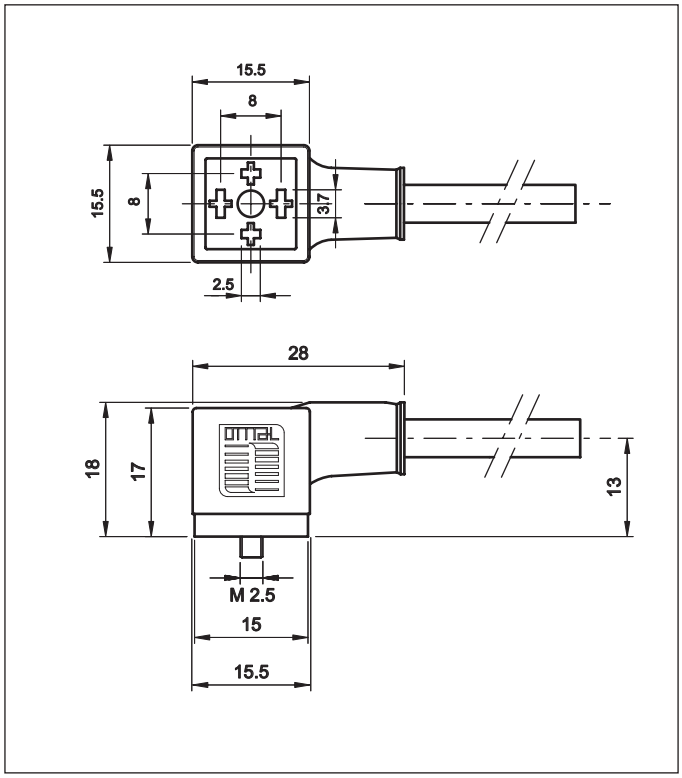

Scatola esterna: *Housing:* *Gehäuse:*	Grigio e nero: PA + 30% FV *Black and grey: PA + 30% GF* *Schwarz u. grau: PA + 30% GF*
Contatti: *Contact material:* *Kontaktmaterial:*	*Cu Zn (Ag)*
Tensione nominale (max.): *Max voltage:* *Max.Spannung:*	250 V AC/300 V DC
Portata massima contatti: *Max. current:* *Max. Strom:*	10 A
Portata nominale contatti: *Operating current:* *Betriebsstrom:*	6 A
Distanza tra i contatti: *Spacing:* *Abstand:*	8 mm.
Grado di protezione: *Protection class:* *Schutzart:*	IP65 DIN 40050
Classe di isolamento: *Insulation class:* *Isolierungsklasse:*	C - VDE 0110
Temperatura di funzionamento: *Working temperature:* *Betriebstemperatur:*	-40°C / +125°C

CAVI/CABLE/KABEL	PVC H03-WF	PVC CEI 2022 IIOR
Colore cavo/*Cable color/Kabelfarbe*	Nero - Grigio Black - Grey Schwarz - Grau	Grigio/*Grey/Grau*
Sezione/*Section/Querschnitt*	0,5 - 0,75 mm²	0,5 mm²
Isolamento/*Insulation/Isolierung*	300V/500V	300V
Temperatura di lavoro/*Working temperature/Betriebstemperatur*	-20...+80°C	-5...+70°C
Resistenza all'olio/*Oil resistant/Olbeständig*	-	

Orientamento terra - *Earth position - Erdrichtung*

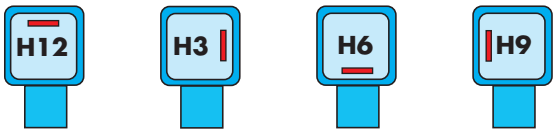

Guarnizioni in gomma termoplastica piatte e a profilo
Thermoplastic rubber gasket, flat and profile
Flach-und Profildichtung aus thermoplastischem Gummi

Scatola *Housing* *Gehäuse*	Nero/*Black/Schwarz*		Grigio/*Grey/Grau*	
	2 poli + ⏚	3 poli + ⏚	2 poli + ⏚	3 poli + ⏚
C	CB6AA1U120	CB7AA1U820	CG6AA1U120	CG7AA1U820

Codici prodotto per la versione standard con guarnizione a profilo, cavo PVC H03 WF lunghezza 2 m. e terra in posizione H12
Part no. for plain version, profile gasket, PVC cable (H03 VVF), length 2 mtr, earth position H12
Teile-Nr. für Standardausführung, Profildichtung, PVC Kable (H03 VVF), Länge 2 mtr, Erdrichtung H12

CONNETTORI ELETTRICI CON CAVO COSTAMPATO DIN 43650
ELECTRICAL CONNECTORS WITH MOULDED CABLE DIN 43650
GERÄTESTECKER MIT ANGESPRITZTEM KABEL DIN 43650

C

2 poli/*poles* + ⏚
Con componenti elettronici/*With electronic components*
Mit elektronischen komponenten

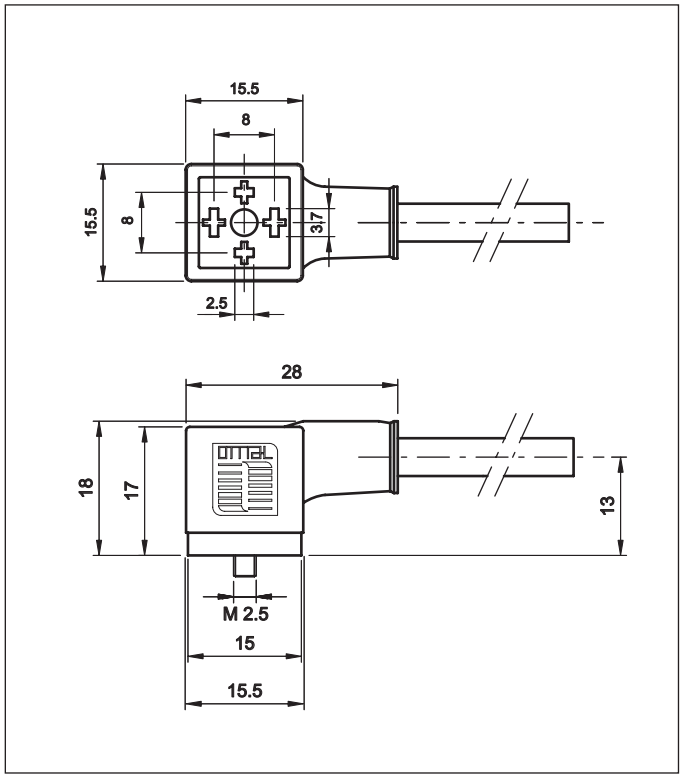

Scatola esterna: *Housing:* *Gehäuse:*	Grigio e nero: PA + 30% FV *Black and grey: PA + 30% GF* *Schwarz u. grau: PA + 30% GF*
Contatti: *Contact material:* *Kontaktmaterial:*	*Cu Zn (Ag)*
Tensione nominale (max.): *Max voltage:* *Max. Spannung:*	Vedere tabella sotto *See table below* *Siehe unten*
Portata massima contatti: *Max. current:* *Max. Strom:*	10 A
Portata nominale contatti: *Operating current:* *Betriebsstrom:*	6 A
Distanza tra i contatti: *Spacing:* *Abstand:*	8 mm.
Grado di protezione: *Protection class:* *Schutzart:*	IP65 DIN 40050
Classe di isolamento: *Insulation class:* *Isolierungsklasse:*	C - VDE 0110
Temperatura di funzionamento: *Working temperature:* *Betriebstemperatur:*	-40°C / +125°C

Orientamento terra - *Earth position - Erdrichtung*

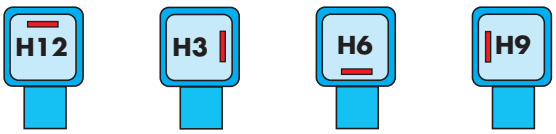

Guarnizioni in gomma termoplastica piatte e a profilo
Thermoplastic rubber gasket, flat and profile
Flach-und Profildichtung aus thermoplastischem Gummi



Volt	Codice/*Code*
24	CB6GR1U220
48	CB6HR1U220
110	CB6JR1U220
250	CB6KR1U220

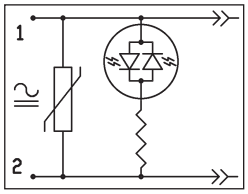

Volt	Codice/*Code*
10/50	CB6MR1U220
70/250	CB6NR1U220

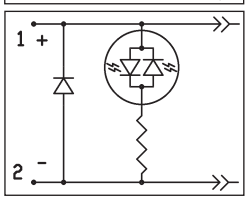

Volt	Codice/*Code*
10/50	CB6BR1U220
70/250	CB6CR1U220

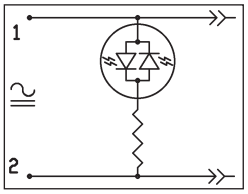

Volt	Codice/*Code*
250	CB6LA1U220

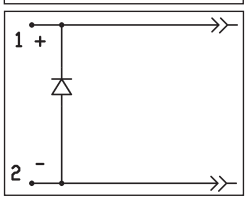

Codici prodotto per la versione con guarnizione a profilo, cavo PVC H05 WF lunghezza 2 m. , LED rosso e terra in posizione H12
Part no. for lighted version, profile gasket, PVC cable (H05 VVF), length 2 mtr, red LED, earth position H12
Teile-Nr. für beschaltete Ausführung, Profildichtung, PVC Kable (H05 VVF), Länge 2 mtr, rote LED-Anzeige, Erdrichtung H12

CONNETTORI ELETTRICI CON CAVO COSTAMPATO DIN 43650
ELECTRICAL CONNECTORS WITH MOULDED CABLE DIN 43650
GERÄTESTECKER MIT ANGESPRITZTEM KABEL DIN 43650

C IND

2 poli/*poles* + ⏚
3 poli/*poles* + ⏚

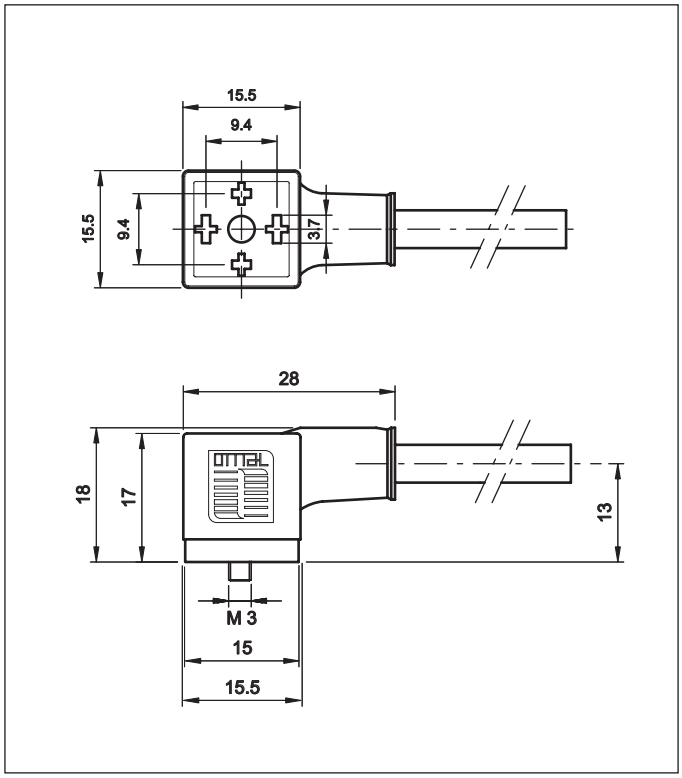

Scatola esterna: *Housing:* *Gehäuse:*	Grigio e nero: PA + 30% FV *Black and grey: PA + 30% GF* *Schwarz u. grau: PA + 30% GF*
Contatti: *Contact material:* *Kontaktmaterial:*	*Cu Zn (Ag)*
Tensione nominale (max.): *Max voltage:* *Max.Spannung:*	250 V AC/300 V DC
Portata massima contatti: *Max. current:* *Max. Strom:*	10 A
Portata nominale contatti: *Operating current:* *Betriebsstrom:*	6 A
Distanza tra i contatti: *Spacing:* *Abstand:*	9,4 mm.
Grado di protezione: *Protection class:* *Schutzart:*	IP65 DIN 40050
Classe di isolamento: *Insulation class:* *Isolierungsklasse:*	C - VDE 0110
Temperatura di funzionamento: *Working temperature:* *Betriebstemperatur:*	-40°C / +125°C

CAVI/CABLE/KABEL	PVC H03-WF	PVC CEI 2022 IIOR
Colore cavo/*Cable color/Kabelfarbe*	Nero - Grigio Black - Grey Schwarz - Grau	Grigio/*Grey/Grau*
Sezione/*Section/Querschnitt*	0,5 - 0,75 mm²	0,5 mm²
Isolamento/*Insulation/Isolierung*	300V/500V	300V
Temperatura di lavoro/*Working temperature/Betriebstemperatur*	-20...+80°C	-5...+70°C
Resistenza all'olio/*Oil resistant/Olbeständig*	-	

Orientamento terra - *Earth position - Erdrichtung*

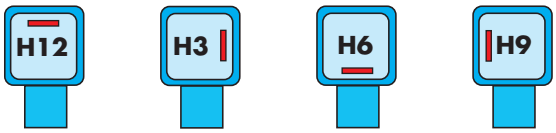

Guarnizioni in gomma termoplastica piatte e a profilo
Thermoplastic rubber gasket, flat and profile
Flach-und Profildichtung aus thermoplastischem Gummi

Scatola *Housing* *Gehäuse*	Nero/*Black/Schwarz*		Grigio/*Grey/Grau*	
	2 poli + ⏚	3 poli + ⏚	2 poli + ⏚	3 poli + ⏚
C	CB2AA1U120	CB3AA1U820	CG2AA1U120	CG3AA1U820

Codici prodotto per la versione standard con guarnizione a profilo, cavo PVC H05 WF lunghezza 2 m. e terra in posizione H12
Part no. for plain version, profile gasket, PVC cable (H05 VVF), length 2 mtr, earth position H12
Teile-Nr. für Standardausführung, Profildichtung, PVC Kable (H05 VVF), Länge 2 mtr, Erdrichtung H12

CONNETTORI ELETTRICI CON CAVO COSTAMPATO DIN 43650
ELECTRICAL CONNECTORS WITH MOULDED CABLE DIN 43650
GERÄTESTECKER MIT ANGESPRITZTEM KABEL DIN 43650

C IND

2 poli/*poles* + ⏚
Con componenti elettronici/*With electronic components*
Mit elektronischen komponenten

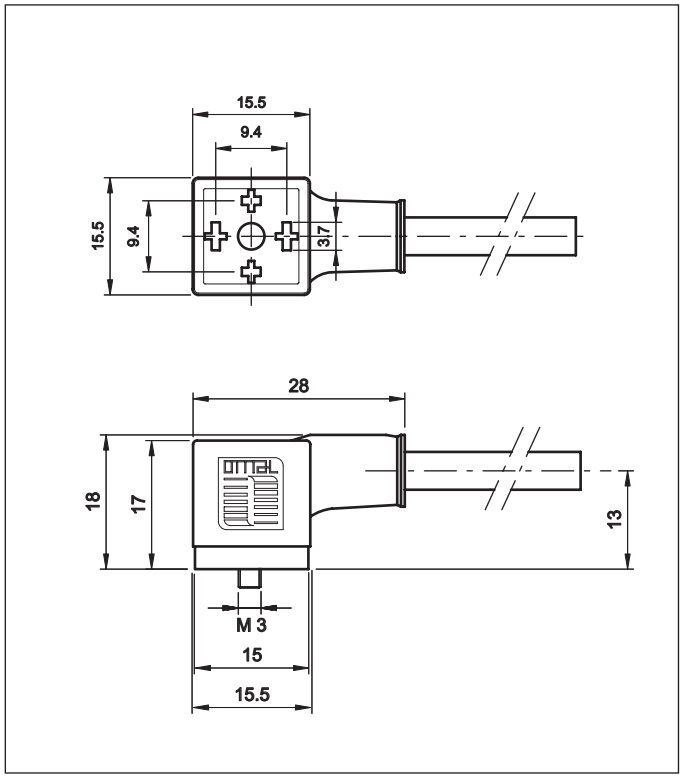

Scatola esterna: *Housing:* *Gehäuse:*	Grigio e nero: PA + 30% FV *Black and grey: PA + 30% GF* *Schwarz u. grau: PA + 30% GF*
Contatti: *Contact material:* *Kontaktmaterial:*	*Cu Zn (Ag)*
Tensione nominale (max.): *Max voltage:* *Max.Spannung:*	Vedere tabella sotto *See table below* *Siehe unten*
Portata massima contatti: *Max. current:* *Max. Strom:*	10 A
Portata nominale contatti: *Operating current:* *Betriebsstrom:*	6 A
Distanza tra i contatti: *Spacing:* *Abstand:*	9,4 mm.
Grado di protezione: *Protection class:* *Schutzart:*	IP65 DIN 40050
Classe di isolamento: *Insulation class:* *Isolierungsklasse:*	C - VDE 0110
Temperatura di funzionamento: *Working temperature:* *Betriebstemperatur:*	-40°C / +125°C

Orientamento terra - *Earth position - Erdrichtung*

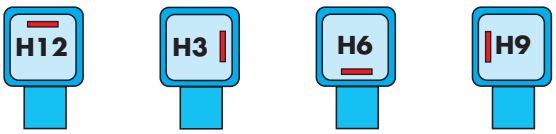

Guarnizioni in gomma termoplastica piatte e a profilo
Thermoplastic rubber gasket, flat and profile
Flach-und Profildichtung aus thermoplastischem Gummi



Volt	Codice/*Code*
24	CB2GR1U120
48	CB2HR1U120
110	CB2JR1U120
250	CB2KR1U120

Volt	Codice/*Code*
10/50	CB2MR1U120
70/250	CB2NR1U120

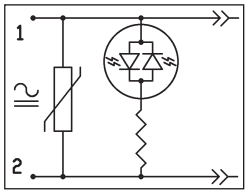

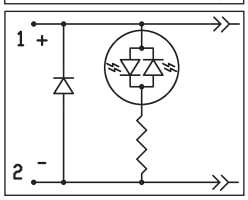

Volt	Codice/*Code*
10/50	CB2BR1U120
70/250	CB2CR1U120

Volt	Codice/*Code*
250	CB2LA1U120

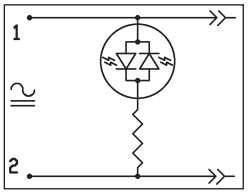

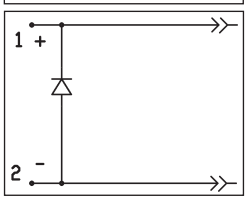

Codici prodotto per la versione con guarnizione a profilo, cavo PVC H05 WF lunghezza 2 m. , LED rosso e terra in posizione H12
Part no. for lighted version, profile gasket, PVC cable (H05 VVF), length 2 mtr, red LED, earth position H12
Teile-Nr. für beschaltete Ausführung, Profildichtung, PVC Kable (H05 VVF), Länge 2 mtr, rote LED-Anzeige, Erdrichtung H12

CODICI D'ORDINE *CODIFICATION* *BESTELLSCHLÜSSEL*

Connettori con cavo costampato/*moulded cable connector/stecker mit angespritztem kabel*

Colore

Nero/*black/schwarz*	B
Grigio/*grey/grau*	G

Scatola

Quadrata/*square*	A
Rettangolare/*rectangular*	B
Micro	C

Poli

2	2 Poli/Poles + ⏚ (interasse/*spacing/Abstand* 18-11-9,4 mm)
3	3 Poli/Poles + ⏚ (interasse/*spacing/Abstand* 18 - 9,4 mm)
5	2 Poli/Poles + ⏚ (interasse/*spacing/Abstand* 10 mm)
6	2 Poli/Poles + ⏚ (interasse/*spacing/Abstand* 8 mm)
7	3 Poli/Poles + ⏚ (interasse/*spacing/Abstand* 8 mm)

Circuiti

Senza circuiti elettronici/*without electronic circuits/ohne Schaltung*	A
LED bipolare/*bipolar LED/zweigpolige LED 10/50V*	B
LED bipolare/*bipolar LED/zweigpolige LED 70/250V*	C
VARISTORE/VDR 24V	D
VARISTORE/VDR 48V	E
VARISTORE/VDR 110V	F
VARISTORE/VDR 250V	V
LED bipolare + VDR 24V	G
LED bipolare + VDR 48V	H
LED bipolare + VDR 110V	J
LED bipolare + VDR 250V	K
DIODO in parallelo/*parallel diode/Parallediode*	L
DIODO in parallelo + LED 10/50V	M
DIODO in parallelo + LED 70/250V	N
Raddrizzatore a ponte/*bridge rectifier/Brückengleichrichter*	P
Raddrizzatore a ponte + LED 10/50V*	Q
Raddrizzatore a ponte + LED 70/250V*	R
Raddrizzatore a ponte + VDR 24V*	PD
Raddrizzatore a ponte + VDR 48V*	PE
Raddrizzatore a ponte + VDR 110V*	PF
Raddrizzatore a ponte + VDR 250V*	PV
Raddrizzatore a ponte + VDR 24V+LED*	PG
Raddrizzatore a ponte + VDR 48V+LED*	PH
Raddrizzatore a ponte + VDR 110V+LED*	PJ
Raddrizzatore a ponte + VDR 250V+LED*	PK
LED bicolore/*two color LED/zwei farbe LED* 10/50V*	BYE
LED bicolore/*two color LED/zwei farbe LED* 70/250V*	CYE
Doppio Zener/two Zener/zwei Zener 48V	Z

* Non disponibili in tutte le versioni.
** Not available in all versions.*
** Nicht lieferbar in allen Ausführungen*

Colore LED

Senza LED/*without LED/ohne LED*	A
LED Giallo/*yellow/gelb*	Y
LED Rosso/*red/rot*	R
LED Verde/*green/grün*	E
LED Giallo-verde/*Yellow-green/gelbe-grün*	YE
LED Rosso-verde/Red-green/rot-grün	RE

Guarnizione

Guarnizione a profilo/*profile gasket/Profildichtung*	1
Guarnizione piatta/*flat gasket/flache Dichtung*	2

Cavo *Cable Kabel*

CEI 2022 IIOR	3 x 0,50	X1
CEI 2022 IIOR	3 x 1	X2
CEI 2022 IIOR	2 x 0,50	X4
PVC H03 WF	3 x 0,50	U1
PVC H05 WF	3 x 0,75	U2
PVC H05 WF	3 x 1	U3
PVC H05 WF	2 x 0,75	U5
PVC H05 WF	4 x 0,75	U6
PVC H03 WF	4 x 0,5	U8
PVC H05 WF	5 x 0,75	U9

Lunghezza cavo in dm.
Cable lenght in dm.
Kabellänge in dm.

Posizione Terra
Earth position
Erdrichtung

H 12	(0)
H 6	6
H 9	9
H 3	3

ADATTATORI ANTIDISTURBO
SURGE SUPPRESSOR ADAPTORS
ENTSTÖRUNGSGLIEDER

ADATTATORI ANTIDISTURBO
SURGE SUPPRESSOR ADAPTORS
ENTSTÖRUNGSGLIEDER

FORMA A

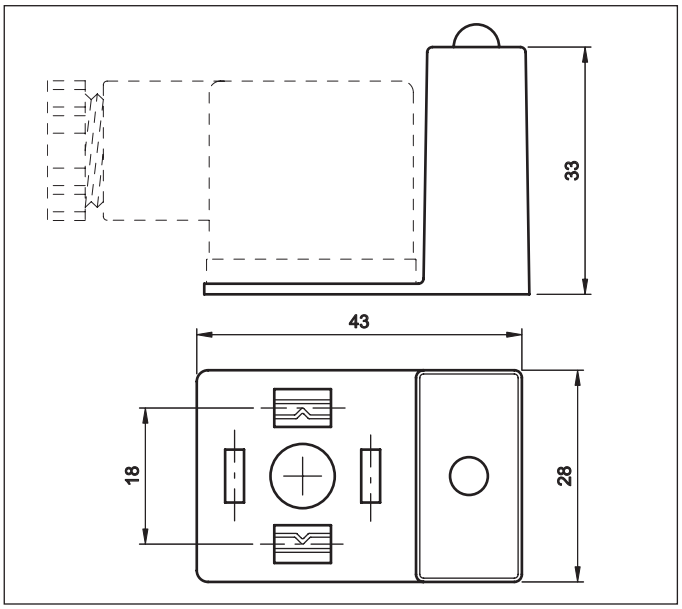

Scatola: *Housing:* *Gehäuse:*	PA + 30% FV *PA + 30% GF* *PA + 30% GF*
Distanza tra i contatti: *Spacing:* *Abstand:*	18 mm.
Temperatura di funzionamento: *Working temperature:* *Betriebstemperatur:*	-40°C / +125°C
Grado di protezione: *Protection class:* *Schutzart:*	IP 65 DIN 40050

FORMA RA

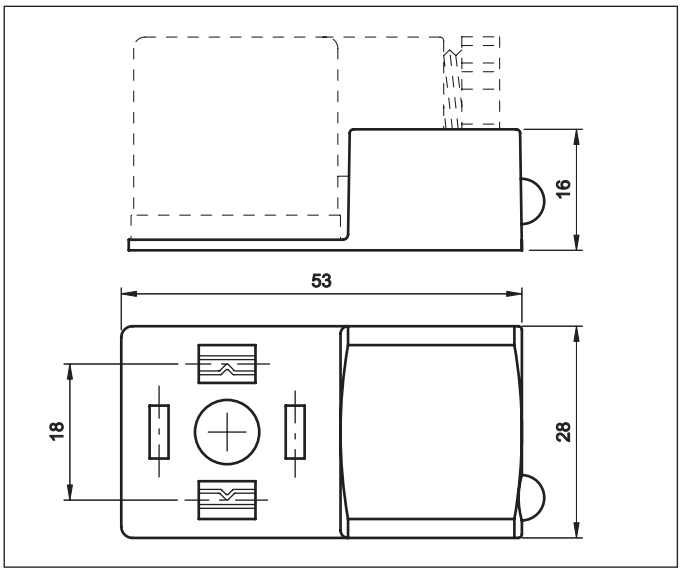

Scatola: *Housing:* *Gehäuse:*	PA + 30% FV *PA + 30% GF* *PA + 30% GF*
Distanza tra i contatti: *Spacing:* *Abstand:*	18 mm.
Temperatura di funzionamento: *Working temperature:* *Betriebstemperatur:*	-40°C / +125°C
Grado di protezione: *Protection class:* *Schutzart:*	IP 65 DIN 40050

Volt	Codice/*Code* FORMA A	FORMA RA
24	EAGR	ERAGR
48	EAHR	ERAHR
110	EAJR	ERAJR
250	EAKR	ERAKR

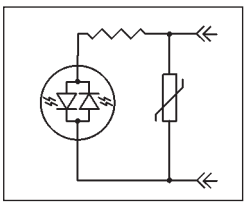

Volt	Codice/*Code* FORMA A	FORMA RA
10/50	EAUR	ERAUR
70/250	EAXR	ERAXR

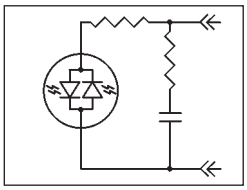

Volt	Codice/*Code* FORMA A	FORMA RA
10/50	EABR	ERABR
70/250	EACR	ERACR

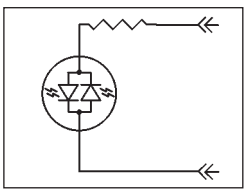

Volt	Codice/*Code* FORMA A	FORMA RA
10/50	EAMR	ERAMR
70/250	EANR	ERANR

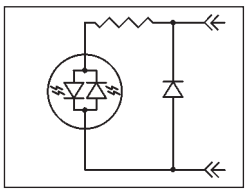

Codici prodotto per la versione standard con LED rosso
Part no. for plain version, red LED
Teile-Nr. für Standardausführung, rote LED-Anzeige

ADATTATORI ANTIDISTURBO
SURGE SUPPRESSOR ADAPTORS
ENTSTÖRUNGSGLIEDER

FORMA B

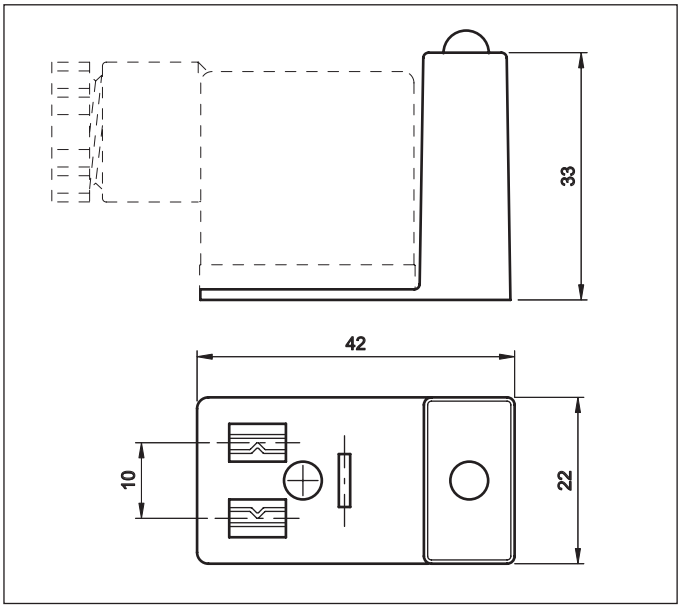



Orientamento terra - *Earth position - Erdrichtung*

Scatola: *Housing:* *Gehäuse:*	PA + 30% FV *PA + 30% GF* *PA + 30% GF*
Distanza tra i contatti: *Spacing:* *Abstand:*	10 mm.
Temperatura di funzionamento: *Working temperature:* *Betriebstemperatur:*	-40°C / +125°C
Grado di protezione: *Protection class:* *Schutzart:*	IP 65 DIN 40050

FORMA B

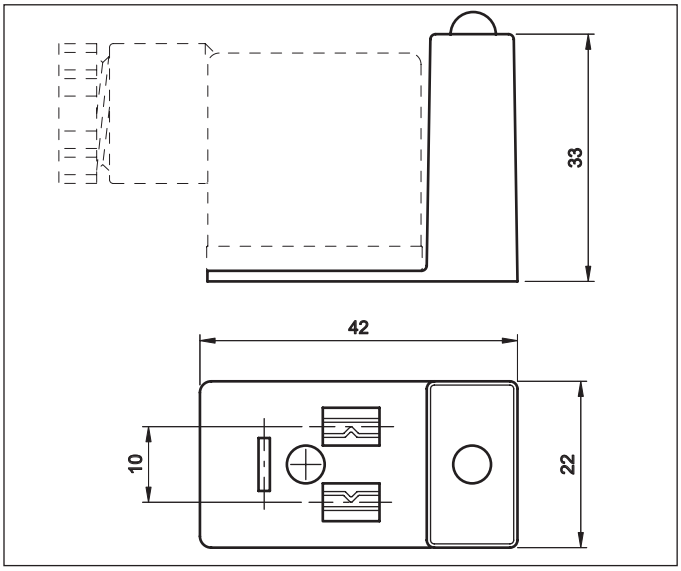

Orientamento terra - *Earth position - Erdrichtung*

Scatola: *Housing:* *Gehäuse:*	PA + 30% FV *PA + 30% GF* *PA + 30% GF*
Distanza tra i contatti: *Spacing:* *Abstand:*	10 mm.
Temperatura di funzionamento: *Working temperature:* *Betriebstemperatur:*	-40°C / +125°C
Grado di protezione: *Protection class:* *Schutzart:*	IP 65 DIN 40050

Volt	Codice/*Code* H12	H6
24	EB5GR0	EB5GR6
48	EB5HR0	EB5HR6
110	EB5JR0	EB5JR6
250	EB5KR0	EB5KR6

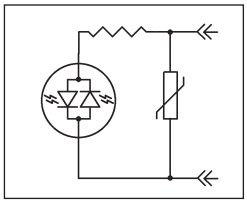

Volt	Codice/*Code* H12	H6
10/50	EB5UR0	EB5UR6
70/250	EB5XR0	EB5XR6

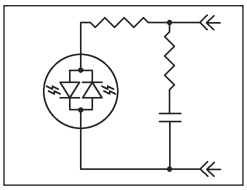

Volt	Codice/*Code* H12	H6
10/50	EB5BR0	EB5BR6
70/250	EB5CR0	EB5CR6

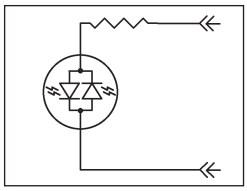

Volt	Codice/*Code* H12	H6
10/50	EB5MR0	EB5MR6
70/250	EB5NR0	EB5NR6

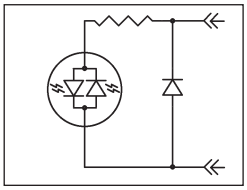

Codici prodotto per la versione con LED rosso
Part no. for version with red LED
Teile-Nr. für Ausführung mit roter LED-Anzeige

ADATTATORI ANTIDISTURBO
SURGE SUPPRESSOR ADAPTORS
ENTSTÖRUNGSGLIEDER

FORMA RB

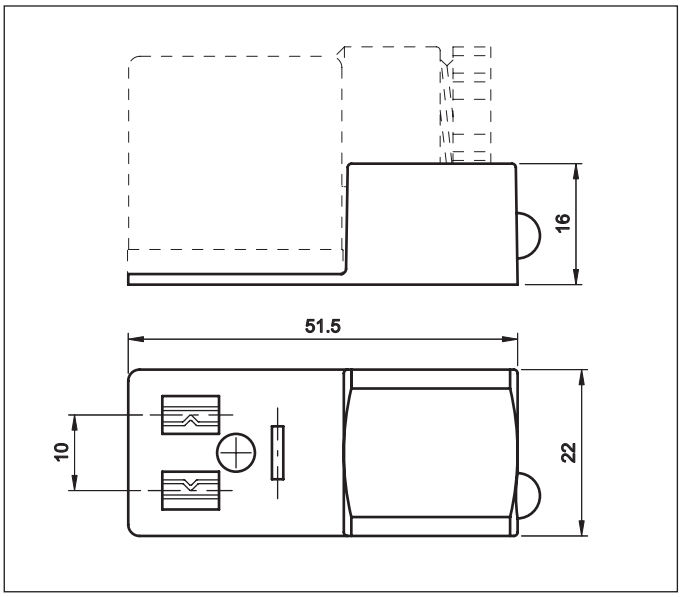

Orientamento terra - *Earth position - Erdrichtung*

Scatola: *Housing:* *Gehäuse:*	PA + 30% FV *PA + 30% GF* *PA + 30% GF*
Distanza tra i contatti: *Spacing:* *Abstand:*	10 mm.
Temperatura di funzionamento: *Working temperature:* *Betriebstemperatur:*	-40°C / +125°C
Grado di protezione: *Protection class:* *Schutzart:*	IP 65 DIN 40050

FORMA B

FORMA RB



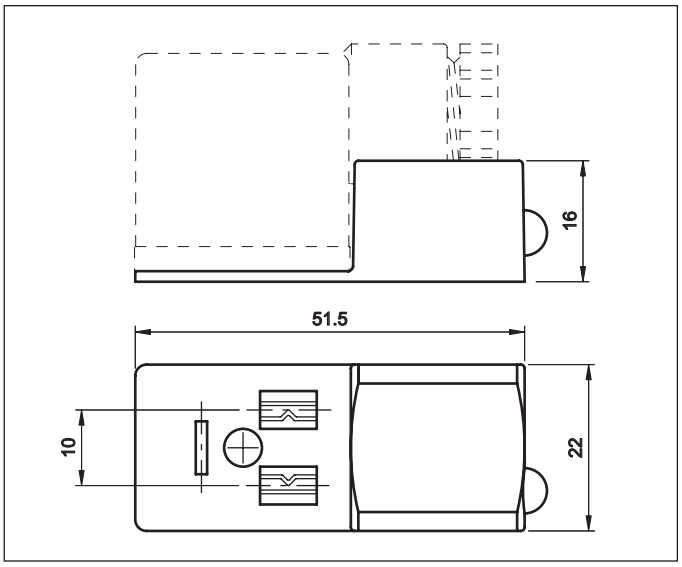

Orientamento terra - *Earth position - Erdrichtung*

Scatola: *Housing:* *Gehäuse:*	PA + 30% FV *PA + 30% GF* *PA + 30% GF*
Distanza tra i contatti: *Spacing:* *Abstand:*	10 mm.
Temperatura di funzionamento: *Working temperature:* *Betriebstemperatur:*	-40°C / +125°C
Grado di protezione: *Protection class:* *Schutzart:*	IP 65 DIN 40050

Volt	Codice/*Code* H12	H6
24	ERB5GR0	ERB5GR6
48	ERB5HR0	ERB5HR6
110	ERB5JR0	ERB5JR6
250	ERB5KR0	ERB5KR6

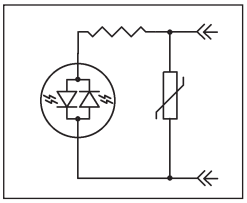

Volt	Codice/*Code* H12	H6
10/50	ERB5UR0	ERB5UR6
70/250	ERB5XR0	ERB5XR6

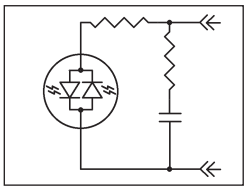

Volt	Codice/*Code* H12	H6
10/50	ERB5BR0	ERB5BR6
70/250	ERB5CR0	ERB5CR6

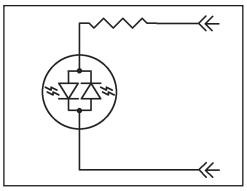

Volt	Codice/*Code* H12	H6
10/50	ERB5MR0	ERB5MR6
70/250	ERB5NR0	ERB5NR6

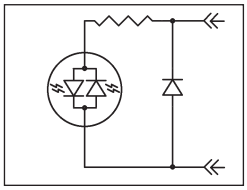

Codici prodotto per la versione con LED rosso
Part no. for version with red LED
Teile-Nr. für Ausführung mit roter LED-Anzeige

FORMA B IND

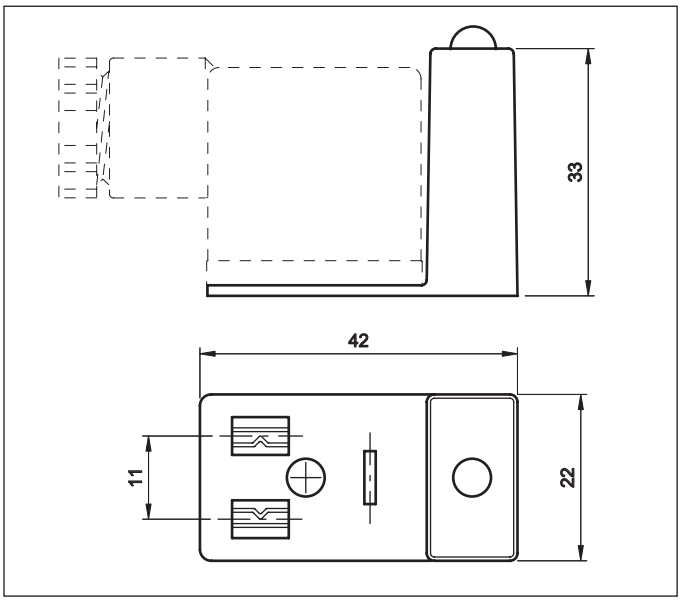

Orientamento terra - *Earth position - Erdrichtung*

Scatola: *Housing:* *Gehäuse:*	PA + 30% FV *PA + 30% GF* *PA + 30% GF*
Distanza tra i contatti: *Spacing:* *Abstand:*	11 mm.
Temperatura di funzionamento: *Working temperature:* *Betriebstemperatur:*	-40°C / +125°C
Grado di protezione: *Protection class:* *Schutzart:*	IP 65 DIN 40050

FORMA B IND

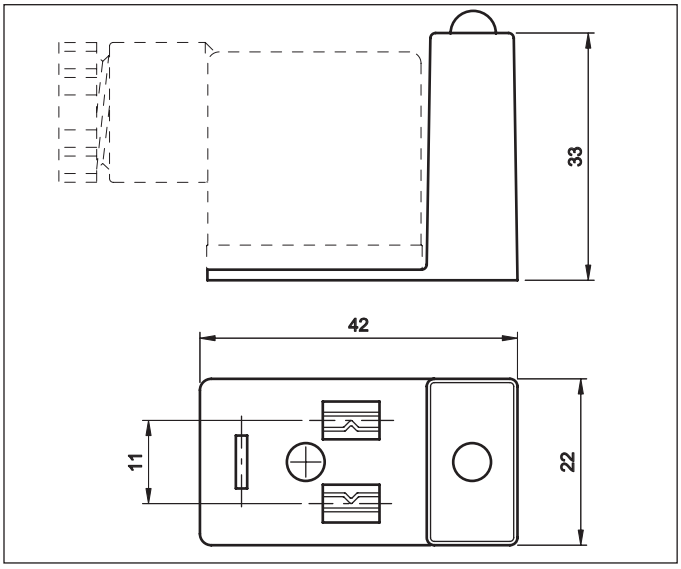

Orientamento terra - *Earth position - Erdrichtung*

Scatola: *Housing:* *Gehäuse:*	PA + 30% FV *PA + 30% GF* *PA + 30% GF*
Distanza tra i contatti: *Spacing:* *Abstand:*	11 mm.
Temperatura di funzionamento: *Working temperature:* *Betriebstemperatur:*	-40°C / +125°C
Grado di protezione: *Protection class:* *Schutzart:*	IP 65 DIN 40050

Volt	Codice/*Code* H12	H6
24	EBGR0	EBGR6
48	EBHR0	EBHR6
110	EBJR0	EBJR6
250	EBKR0	EBKR6

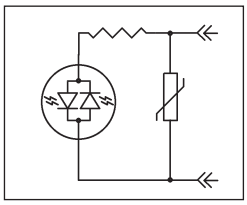

Volt	Codice/*Code* H12	H6
10/50	EBUR0	EBUR6
70/250	EBXR0	EBXR6

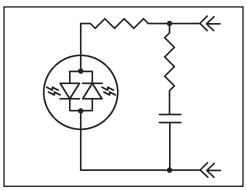

Volt	Codice/*Code* H12	H6
10/50	EBBR0	EBBR6
70/250	EBCR0	EBCR6

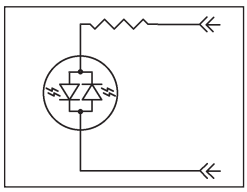

Volt	Codice/*Code* H12	H6
10/50	EBMR0	EBMR6
70/250	EBNR0	EBNR6

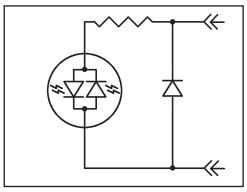

Codici prodotto per la versione con LED rosso
Part no. for version with red LED
Teile-Nr. für Ausführung mit roter LED-Anzeige

ADATTATORI ANTIDISTURBO
SURGE SUPPRESSOR ADAPTORS
ENTSTÖRUNGSGLIEDER

FORMA RB IND



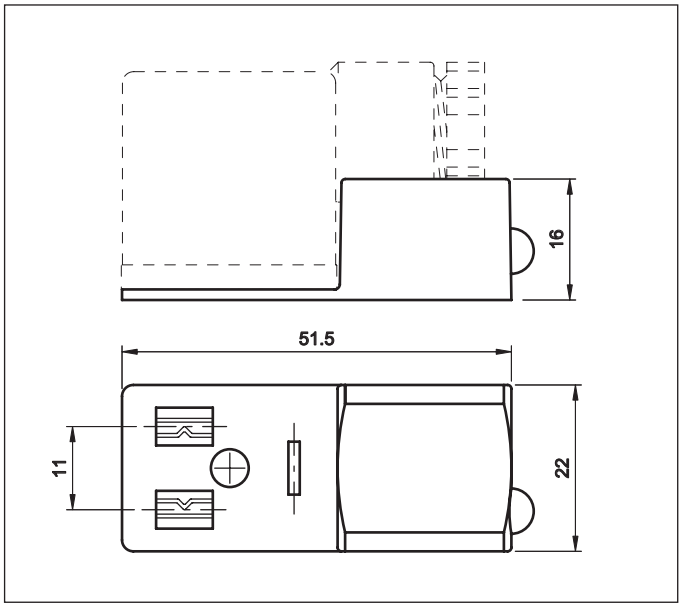

Orientamento terra - *Earth position - Erdrichtung*

Scatola: *Housing:* *Gehäuse:*	PA + 30% FV *PA + 30% GF* *PA + 30% GF*
Distanza tra i contatti: *Spacing:* *Abstand:*	11 mm.
Temperatura di funzionamento: *Working temperature:* *Betriebstemperatur:*	-40°C / +125°C
Grado di protezione: *Protection class:* *Schutzart:*	IP 65 DIN 40050

FORMA RB IND

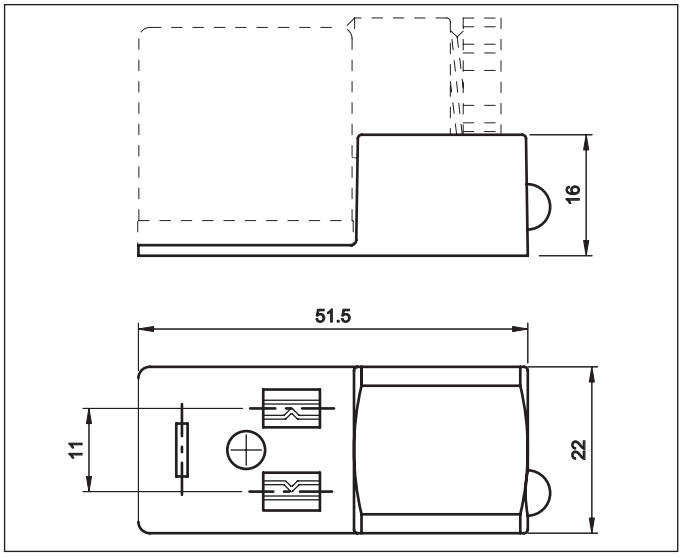

Orientamento terra - *Earth position - Erdrichtung*

Scatola: *Housing:* *Gehäuse:*	PA + 30% FV *PA + 30% GF* *PA + 30% GF*
Distanza tra i contatti: *Spacing:* *Abstand:*	11 mm.
Temperatura di funzionamento: *Working temperature:* *Betriebstemperatur:*	-40°C / +125°C
Grado di protezione: *Protection class:* *Schutzart:*	IP 65 DIN 40050

Volt	Codice/*Code* H12	H6
24	ERBGR0	ERBGR6
48	ERBHR0	ERBHR6
110	ERBJR0	ERBJR6
250	ERBKR0	ERBKR6

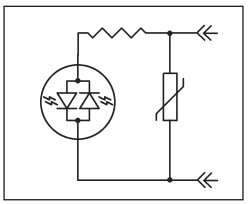

Volt	Codice/*Code* H12	H6
10/50	ERBUR0	ERBUR6
70/250	ERBXR0	ERBXR6

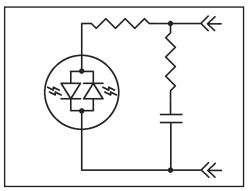

Volt	Codice/*Code* H12	H6
10/50	ERBBR0	ERBBR6
70/250	ERBCR0	ERBCR6

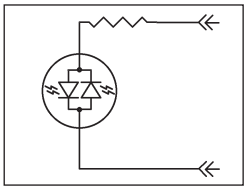

Volt	Codice/*Code* H12	H6
10/50	ERBMR0	ERBMR6
70/250	ERBNR0	ERBNR6

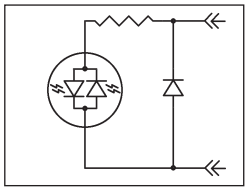

Codici prodotto per la versione con LED rosso
Part no. for version with red LED
Teile-Nr. für Ausführung mit roter LED-Anzeige

ADATTATORI ANTIDISTURBO
SURGE SUPPRESSOR ADAPTORS
ENTSTÖRUNGSGLIEDER

FORMA C

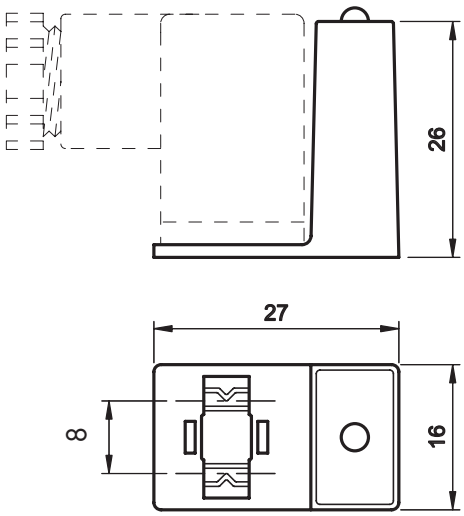

Scatola: *Housing:* *Gehäuse:*	PA + 30% FV *PA + 30% GF* *PA + 30% GF*
Distanza tra i contatti: *Spacing:* *Abstand:*	8 mm.
Temperatura di funzionamento: *Working temperature:* *Betriebstemperatur:*	-40°C / +125°C
Grado di protezione: *Protection class:* *Schutzart:*	IP 65 DIN 40050

FORMA C IND



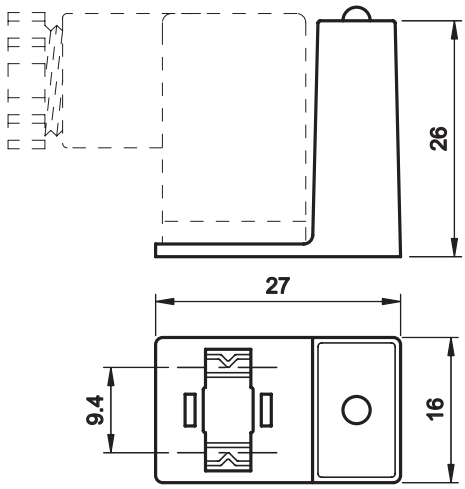

Scatola: *Housing:* *Gehäuse:*	PA + 30% FV *PA + 30% GF* *PA + 30% GF*
Distanza tra i contatti: *Spacing:* *Abstand:*	9,4 mm.
Temperatura di funzionamento: *Working temperature:* *Betriebstemperatur:*	-40°C / +125°C
Grado di protezione: *Protection class:* *Schutzart:*	IP 65 DIN 40050

Volt	Codice/*Code* C	C IND
24	EC6GR	ECGR
48	EC6HR	ECHR
110	EC6JR	ECJR
250	EC6KR	ECKR

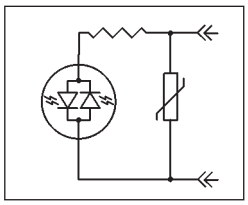

Volt	Codice/*Code* C	C IND
10/50	EC6BR	ECBR
70/250	EC6CR	ECCR

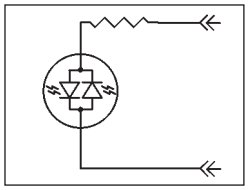

Volt	Codice/*Code* C	C IND
10/50	EC6MR	ECMR
70/250	EC6NR	ECNR

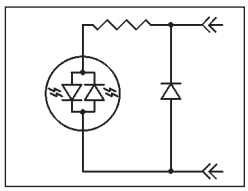

Volt	Codice/*Code* C	C IND
48	EC6ZR	ECZR

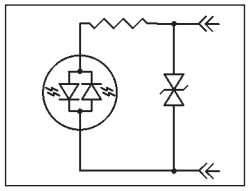

Codici prodotto per la versione con LED rosso
Part no. for version with red LED
Teile-Nr. für Ausführung mit roter LED-Anzeige

CONNETTORI CON COMPONENTI ELETTRONICI
CONNECTORS WITH ELECTRONICS
GERÄTESTECDOSEN MIT ELECKTRONISCHEN KOMPONENTEN

OMAL offre una vasta gamma di connettori con componenti elettronici in grado di risolvere ogni specifico problema operativo. Il nostro ufficio tecnico è a Vs. disposizione per suggerirvi la soluzione più idonea. In queste pagine sono descritte le versioni standard disponibili a magazzino.
OMAL *suplly a wide range of connector with electronics which can solve any specific working requirement; the most common executions - available from stock - are listed hereunder. Our technical staff will assist you in finding the best solution.*
OMAL *bietet eine breite Palette an beschaltete stecker, die in der Lage sind, jedes spezielle Arbeitsproblem zu lösen. Unser technisches Büro steht für eventuelle Anfragen für Spezialanfertigungen zu Ihrer Verfügung. Die folgenden Type sind aus Lager lieferbar.*

	Descrizione/Description/Beschreibung	Tensione/Voltage/Spannung	Codice/Code/Kode	Tipo/Type/Bez.
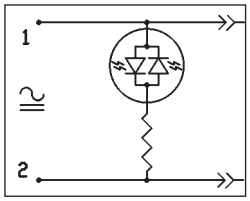	**LED** bipolare, colore: rosso, giallo, verde *Bipolar **LED**, color: red, yellow, green* *Zweipolige **LED**-Anzeige, farbe: rot, gelbe, grüne*	10/50V 70/250V	B C	A - A1 - A2 B - B1- BIND C - CIND
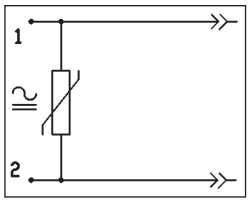	**Varistore** di protezione contro le sovratensioni ***Varistor*** *protection against overvoltage* ***Varistorschutz*** *geger Überspannung*	24V 48V 110V 250V	D E F V	A - A1 - A2 B - B1- BIND C - CIND
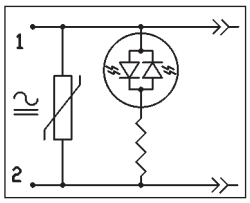	**LED** bipolare + Varistore di protezione contro le sovratensioni *Bipolar **LED** + Varistor protection against overvoltage* *Zweipolige **LED**-Anzeige + Varistorschutz geger Überspannung*	24V 48V 110V 250V	G H J K	A - A1 - A2 B - B1- BIND C - CIND
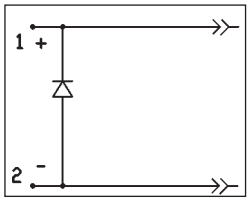	**Diodo in parallelo** per la soppressione dei picchi di tensione **Parallel diode** for transient overvoltage suppression **Paralleldiode** gegen Spannungspitzen	250V	L	A - A1 - A2 B - B1- BIND C - CIND
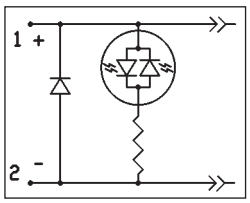	**LED** bipolare + **Diodo in parallelo** per la soppressione dei picchi di tensione *Bipolar **LED** + **Parallel diode** for transient overvoltage suppression* *Zweipolige **LED**-Anzeige + **Paralleldiode** gegen Spannungspitzen*	10/50V 70/250V	M N	A - A1 - A2 B - B1- BIND C - CIND
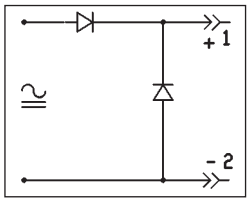	Raddrizzatore a semionda uscita ca. 50% entrata + Diodo di protezione *Half-wave rectifier output about 50% input + diode protection* *Halbwellenglerichter Ausgang za. 50% Eingang + Diode*	250V	W	A1 - A2
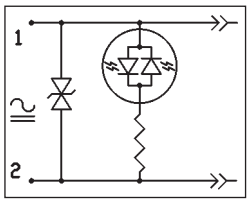	**Doppio ZENER** + LED bipolare ***Two ZENER*** *+ Bipolar LED* ***Zwei ZENER*** *+ Zweipolige LED-Anzeige*	48V	Z	A - A1 - A2 B - B1- BIND C - CIND
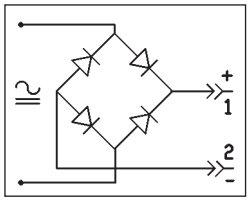	Raddrizzatore a ponte, corrente max.: 1A (3A) *Bridge rectifier, max. current: 1A (3A)* *Brückengleirichter, max strom: 1A (3A)*	250V	P	A - KA1- A2 BIND - KB1

CONNETTORI CON COMPONENTI ELETTRONICI
CONNECTORS WITH ELECTRONICS
GERÄTESTECDOSEN MIT ELECKTRONISCHEN KOMPONENTEN

	Descrizione/Description/Beschreibung	Tensione/Voltage/Spannung	Codice/Code/Kode	Tipo/Type/Bez.
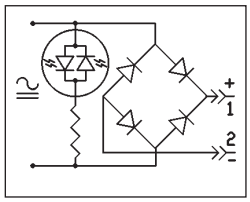	**Raddrizzatore** a ponte, corrente max.: 1A (3A) + LED bipolare ***Bridge*** *rectifier, max. current: 1A (3A) + bipolar LED* ***Brückengleirichter****, max strom: 1A (3A) + Zweipolige* ***LED****-Anzeige*	10/50V 70/250V	Q R	A - KA1- A2 BIND
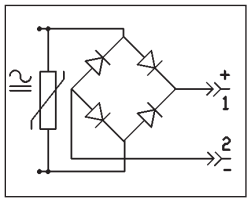	**Raddrizzatore** a ponte, corrente max.: 1A (3A) + VDR (varistore) ***Bridge*** *rectifier, max. current: 1A (3A) + VDR (Varistor)* ***Brückengleirichter****, max strom: 1A (3A) + VDR (Varistorschutz)*	24V 48V 110V 250V	PD PE PF PV	A - KA1- A2 KB1
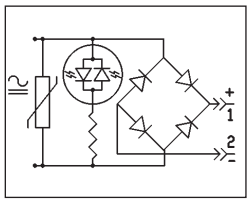	**Raddrizzatore** a ponte, corrente max.: 1A (3A) + VDR (varistore) + **LED** bipolare ***Bridge*** *rectifier, max. current: 1A (3A) + VDR (Varistor) + bipolar* ***LED*** ***Brückengleirichter****, max strom: 1A (3A)+ VDR (Varistorschutz) + Zweipolige* ***LED****-Anzeige*	24V 48V 110V 250V	PGR PHR PJR PKR	A - KA1- A2
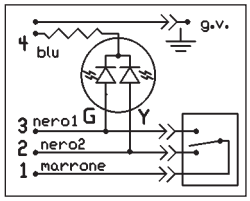	**LED bicolore** giallo/verde (rosso/verde) ***Two color LED*** *yellow/green (red/green)* ***Zwei farbe LED*** *gelbe/grüne (rot/grüne)*	10/50V 70/250V	BYE CYE	A - A2
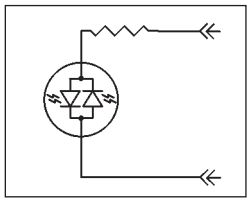	**LED** bipolare, colore: rosso, giallo, verde *Bipolar* ***LED****, color: red, yellow, green* *Zweipolige* ***LED****-Anzeige, farbe: rot, gelbe, grüne*	10/50V 70/250V	B C	EA - EAR EB - EBR EC
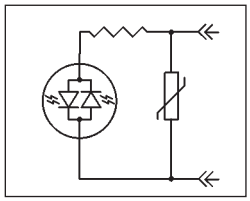	**LED** bipolare + Varistore di protezione contro le sovratensioni *Bipolar* ***LED*** *+ Varistor protection against overvoltage* *Zweipolige* ***LED****-Anzeige + Varistorschutz geger Überspannung*	24V 48V 110V 250V	D E F V	EA - EAR EB - EBR EC
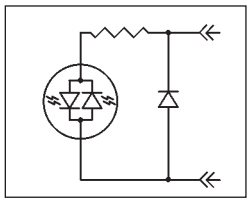	**LED** bipolare + **Diodo in parallelo** per la soppressione dei picchi di tensione *Bipolar* ***LED*** *+* **Parallel diode** for transient overvoltage suppression *Zweipolige* ***LED****-Anzeige +* **Paralleldiode** gegen Spannungspitzen	10/50V 70/250V	M N	EA - EAR EB - EBR EC
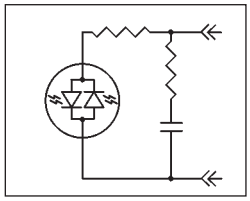	**LED** bipolare + RC *Bipolar* ***LED*** *+ RC* *Zweipolige* ***LED****-Anzeige + RC*	10/50V 70/250V	U X	EA - EAR EB - EBR EC
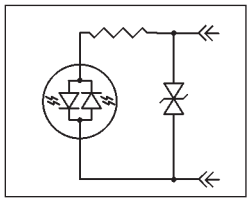	**Doppio ZENER** + LED bipolare ***Two ZENER*** *+ Bipolar LED* ***Zwei ZENER*** *+ Zweipolige LED-Anzeige*	48V	Z	EA - EAR EB - EBR EC

BASETTE PORTACONTATTI
CONNECTOR BASES
STIFTPLATTEN

Serie di basette portacontatti adattabili a tutti i tipi di connettori con contatti argentati a saldare
Connector base adaptable to all types of connectors with soldered silver contacts.
Serie Stiftplatten, anwendbar für alle Arten von Verbindern mit versilberten Kontakten zum Schweissen.

A02/A03

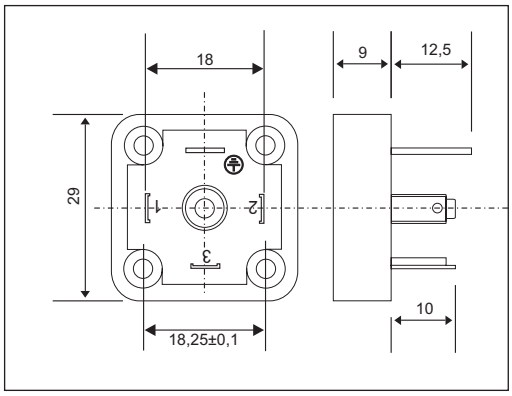

Portacontatti: *Block terminal:* *Kontaktträger:*	PA + 30% FV *PA + 30% GF* *PA + 30% GF*
Sezione max.conduttori: *Max. cross section:* *Max. Leiterquerschnitt:*	1 mm^2
Tensione nominale (max.): *Max voltage:* *Max.Spannung:*	250 V AC
Codice: *Code:* *Kode:*	*2 poli/poles + ⏚*: A02 *3 poli/poles + ⏚*: A03

AV02/AV03

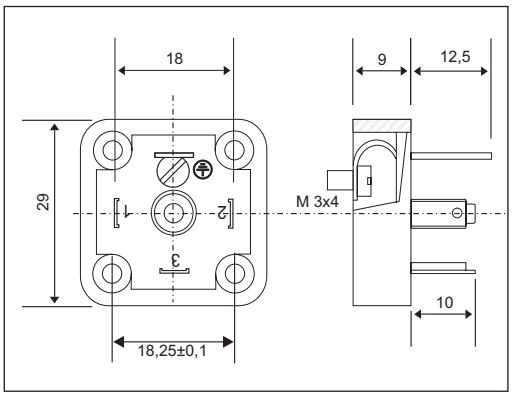

Portacontatti: *Block terminal:* *Kontaktträger:*	PA + 30% FV *PA + 30% GF* *PA + 30% GF*
Sezione max.conduttori: *Max. cross section:* *Max. Leiterquerschnitt:*	1 mm^2
Tensione nominale (max.): *Max voltage:* *Max.Spannung:*	250 V AC
Codice: *Code:* *Kode:*	*2 poli/poles + ⏚*: AV02 *3 poli/poles + ⏚*: AV03

AR02/AR03

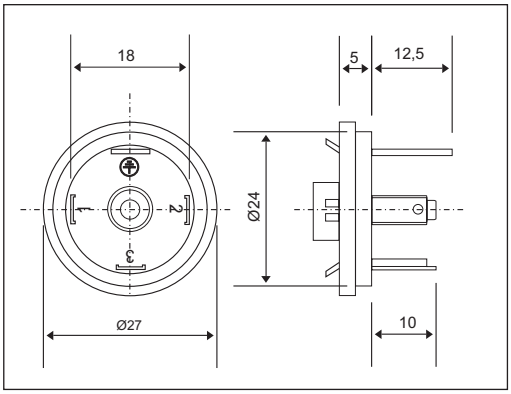

Portacontatti: *Block terminal:* *Kontaktträger:*	PA + 30% FV *PA + 30% GF* *PA + 30% GF*
Sezione max.conduttori: *Max. cross section:* *Max. Leiterquerschnitt:*	1 mm^2
Tensione nominale (max.): *Max voltage:* *Max.Spannung:*	250 V AC
Codice: *Code:* *Kode:*	*2 poli/poles + ⏚*: AR02 *3 poli/poles + ⏚*: AR03

BASETTE PORTACONTATTI
CONNECTOR BASES
STIFTPLATTEN

Serie di basette portacontatti adattabili a tutti i tipi di connettori con contatti argentati a saldare
Connector base adaptable to all types of connectors with soldered silver contacts.
Serie Stiftplatten, anwendbar für alle Arten von Verbindern mit versilberten Kontakten zum Schweissen.

B02

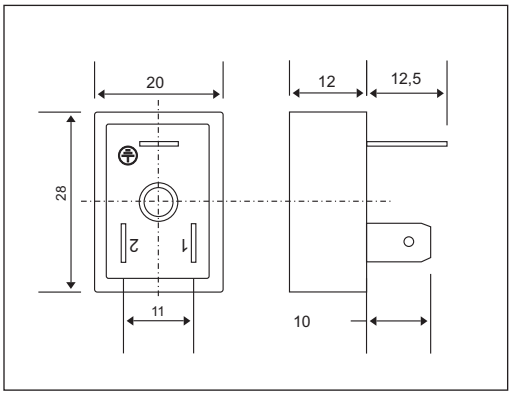

Portacontatti: *Block terminal:* *Kontaktträger:*	PA + 30% FV *PA + 30% GF* *PA + 30% GF*
Sezione max.conduttori: *Max. cross section:* *Max. Leiterquerschnitt:*	1 mm²
Tensione nominale (max.): *Max voltage:* *Max.Spannung:*	250 V AC
Codice: *Code:* *Kode:*	*2 poli/poles + ⏚*: B02

BV02

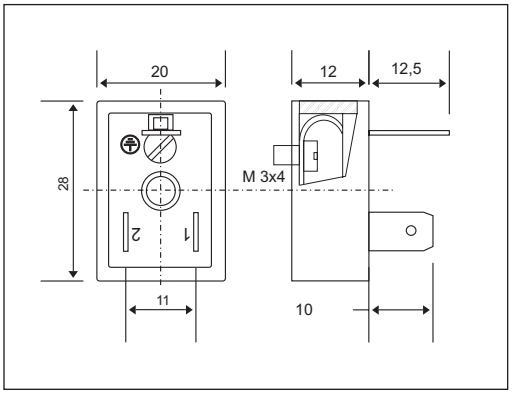



Portacontatti: *Block terminal:* *Kontaktträger:*	PA + 30% FV *PA + 30% GF* *PA + 30% GF*
Sezione max.conduttori: *Max. cross section:* *Max. Leiterquerschnitt:*	1 mm²
Tensione nominale (max.): *Max voltage:* *Max.Spannung:*	250 V AC
Codice: *Code:* *Kode:*	*2 poli/poles + ⏚*: BV02

C02/C03

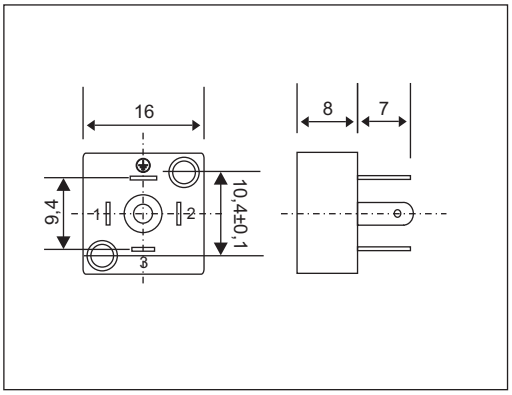

Portacontatti: *Block terminal:* *Kontaktträger:*	PA + 30% FV *PA + 30% GF* *PA + 30% GF*
Sezione max.conduttori: *Max. cross section:* *Max. Leiterquerschnitt:*	0,75 mm²
Tensione nominale (max.): *Max voltage:* *Max.Spannung:*	250 V AC
Codice: *Code:* *Kode:*	*2 poli/poles + ⏚*: C02 *3 poli/poles + ⏚*: C03

TAPPI DI PROTEZIONE PER CONTATTI MASCHI DIN *EN175301-803*
PROTECTION CAPS
KAPPEN



Disponibili per le forme A - B - C
Available for form A - B - C
Lieferbar für Bauform A - B - C

CONNETTORI CIRCOLARI M8 - M12
ROUND CONNECTORS M8 - M12
RUNDSTECKVERBINDER M8 - M12

M8 MASCHIO

Straight plug - angle plug
Stecker - Winkelstecker



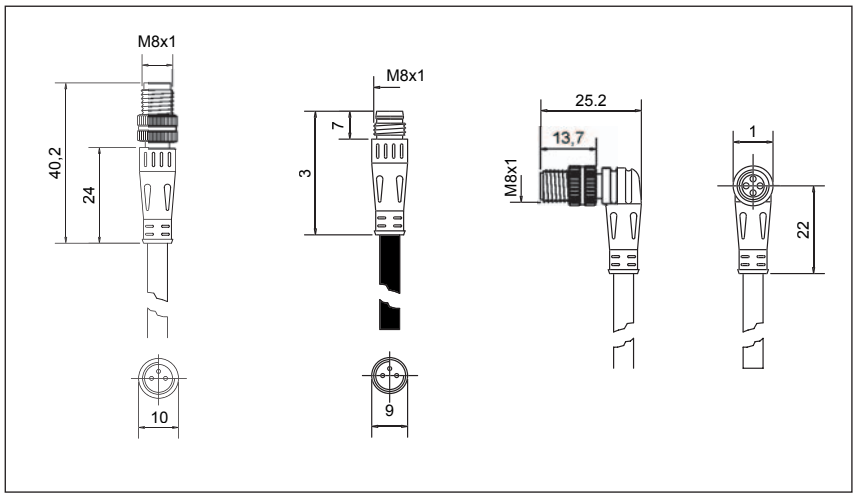

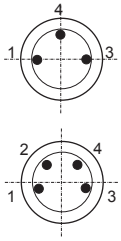

1 = marrone/*brown/braun*
2 = bianco/*white/weiß*
3 = blu/*blue/blau*
4 = nero/*black/schwarz*

poli/poles		Codice/*Part No./Teile-Nr*	
3	M8MD3	M8MR3	M8MA3
4	M8MD4	M8MR4	M8MA4

M8 FEMMINA

Straight female plug - angle female plug
Kupplung - Winkelkupplung



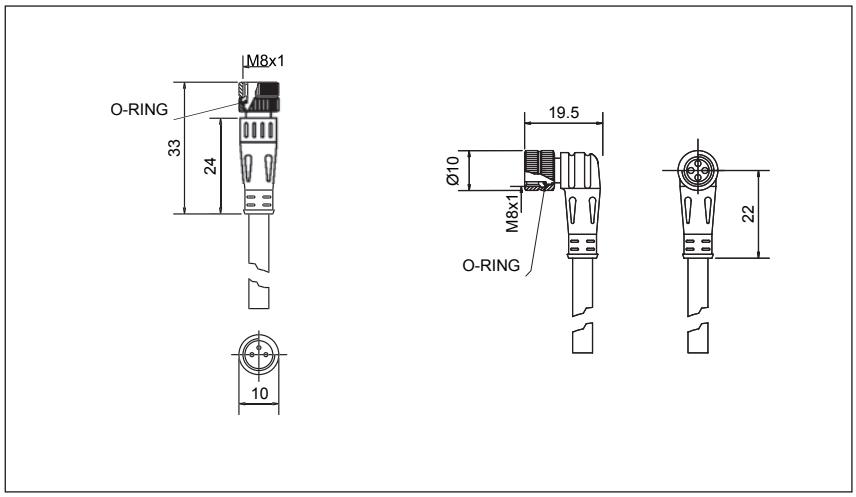

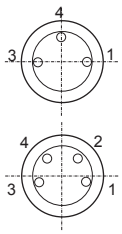

1 = marrone/*brown/braun*
2 = bianco/*white/weiß*
3 = blu/*blue/blau*
4 = nero/*black/schwarz*

poli/poles	Codice/*Part No./Teile-Nr*	Codice/*Part No./Teile-Nr*
3	M8FD3	M8FA3
4	M8FD4	M8FA4

M8 FEMMINA

Snap-in

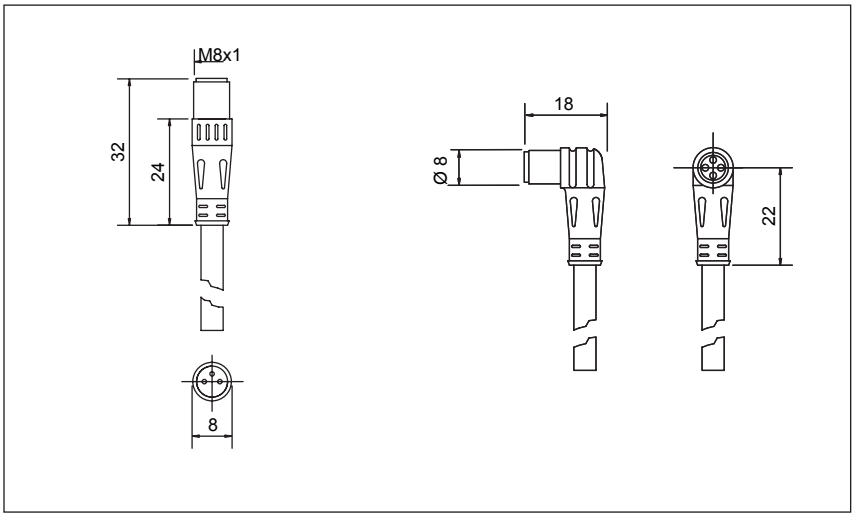

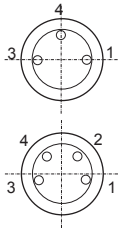

1 = marrone/*brown/braun*
2 = bianco/*white/weiß*
3 = blu/*blue/blau*
4 = nero/*black/schwarz*

poli/poles	Codice/*Part No./Teile-Nr*	
3	M8SD3	M8SA3
4	M8SD4	M8SA4

M8 MASCHIO - FEMMINA

Con componenti elettronici/*With electronics/Beschaltet*

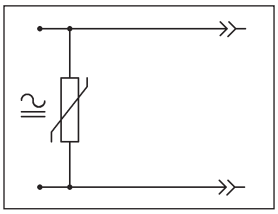

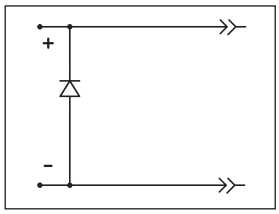

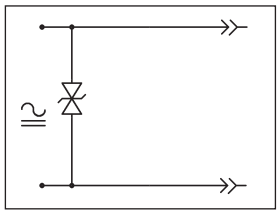

Volt	Codice/*Code*
24	....D
48	....E
110	....F
250	V

Volt	Codice/*Code*
70	L

Volt	Codice/*Code*
48	....Z

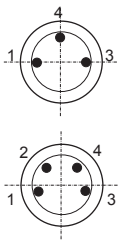

1 = marrone/*brown/braun*
2 = bianco/*white/weiß*
3 = blu/*blue/blau*
4 = nero/*black/schwarz*

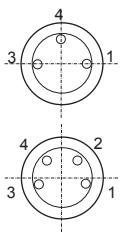

1 = marrone/*brown/braun*
2 = bianco/*white/weiß*
3 = blu/*blue/blau*
4 = nero/*black/schwarz*

M12 MASCHIO

Straight plug - angle plug
Stecker - Winkelstecker

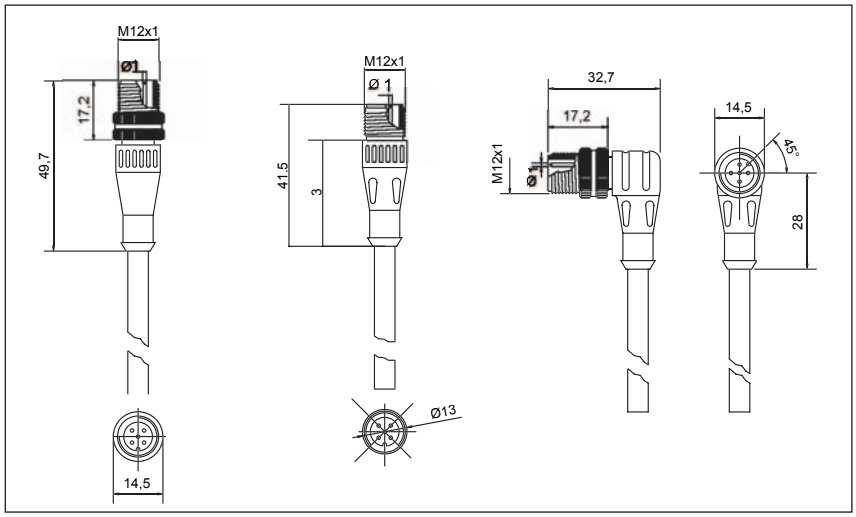

poli/poles		Codice/*Part No./Teile-Nr*	
3	M12MD3	M12MR3	M12MA3
4	M12MD4	M12MR4	M12MA4
5	M12MD5	M12MR5	M12MA5

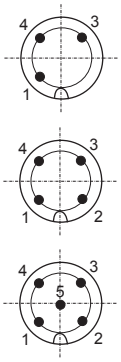

1 = marrone/*brown/braun*
2 = bianco/*white/weiß*
3 = blu/*blue/blau*
4 = nero/*black/schwarz*
5 = grigio/*grey/grau*

M12 FEMMINA

Straight female plug - angle female plug
Kupplung - Winkelkupplung

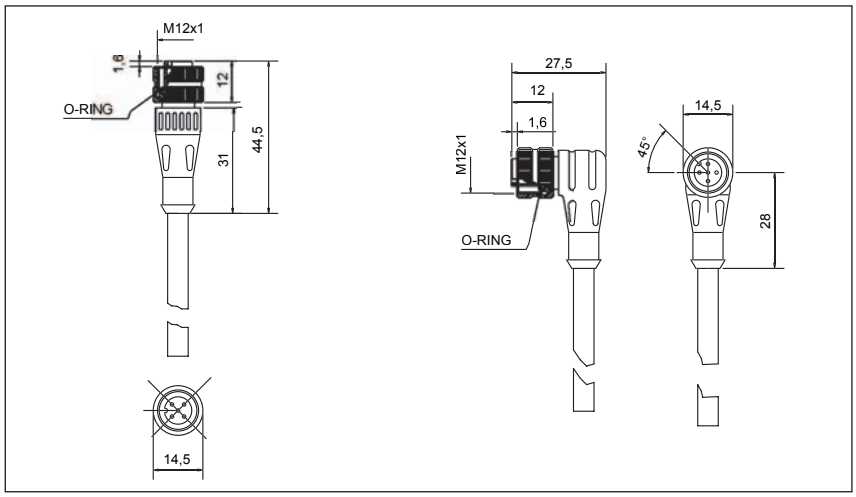

poli/poles	Codice/*Part No./Teile-Nr*	Codice/*Part No./Teile-Nr*
3	M12FD3	M12FA3
4	M12FD4	M12FA4
5	M12FD5	M12FA5

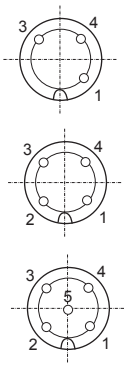

1 = marrone/*brown/braun*
2 = bianco/*white/weiß*
3 = blu/*blue/blau*
4 = nero/*black/schwarz*
5 = grigio/*grey/grau*

M12 MASCHIO - FEMMINA

Con componenti elettronici/*With electronics/Beschaltet*

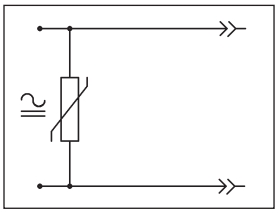

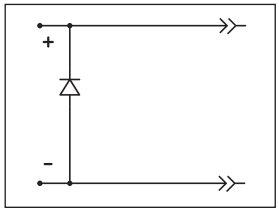

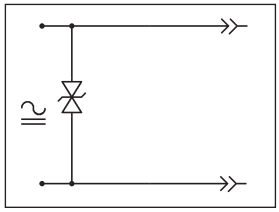

Volt	Codice/*Code*
24	....D
48	....E
110	....F
250	V

Volt	Codice/*Code*
250	L

Volt	Codice/*Code*
48	....Z

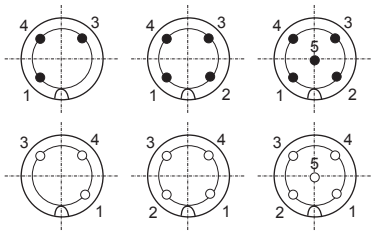

1 = marrone/*brown/braun*
2 = bianco/*white/weiß*
3 = blu/*blue/blau*
4 = nero/*black/schwarz*
5 = grigio/*grey/grau*

M12 T

Femmina - femmina/Femmina - maschio
Female - female/Female - male
Kupplung - Kupplung/Kupplung - Stecker

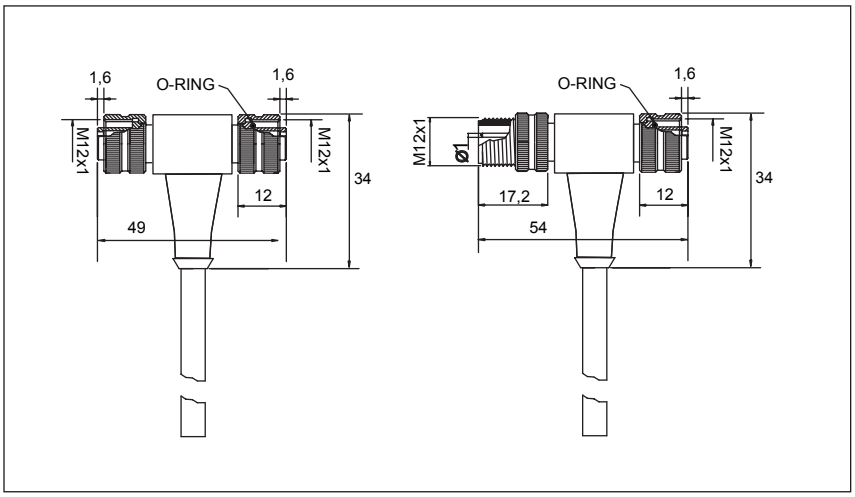

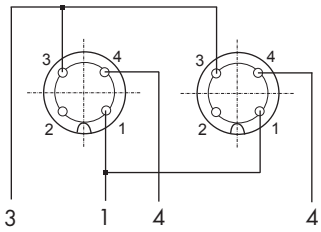

1 = marrone/*brown/braun*
3 = blu/*blue/blau*
4 = nero/*black/schwarz*

Per il codice d'ordine dei connettori illustrati sopra contattare l'ufficio vendite
For part No., please contact us
Für Bestellnr., bitte, kontaktieren Sie uns.

M 8/12 ↔ M8/12

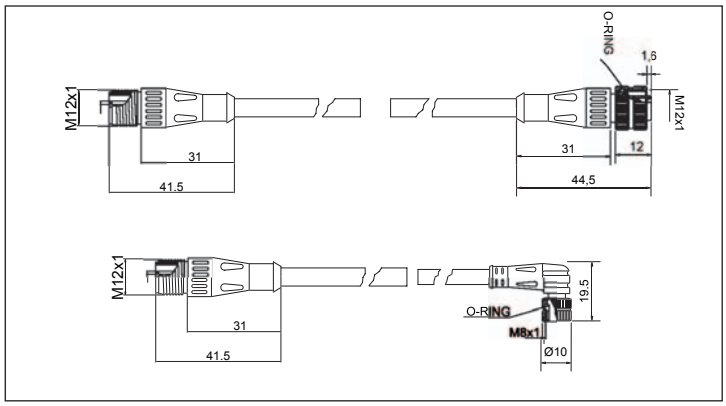

Codice di esempio:
M12 maschio dritto, 3 poli +
cavo 3 x 0,35 lunghezza 3 mt. +
M12 maschio dritto, 3 poli

M12MD3X630M12MD3

A - M8/M12

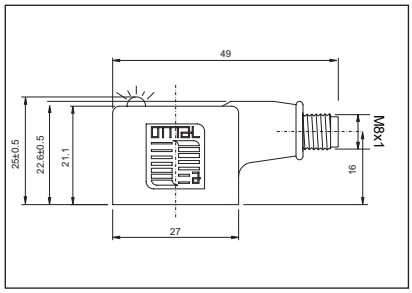

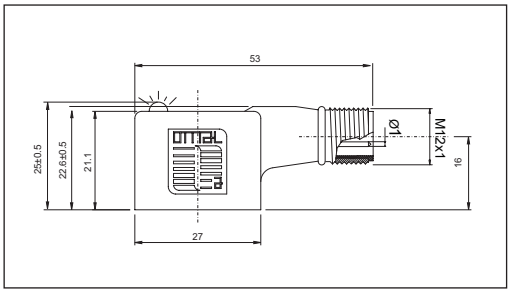

M12		M8	
1	4	1	4
2	3	2	3
⏚	5		

B - M8/M12

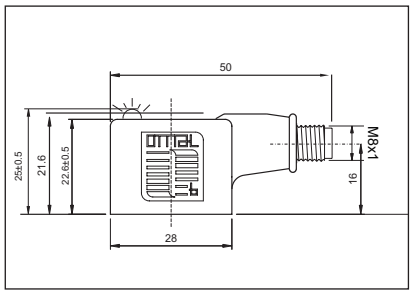

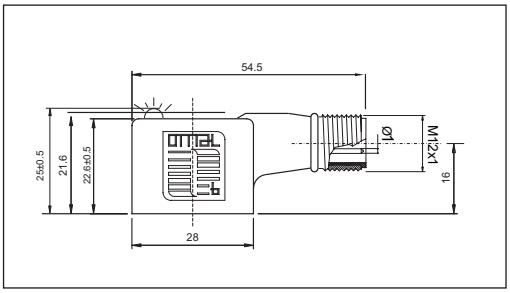

M12		M8	
1	4	1	4
2	3	2	3
⏚	5		

C - M8/M12

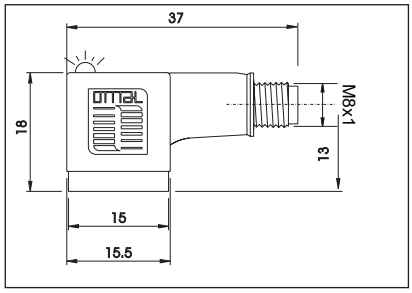

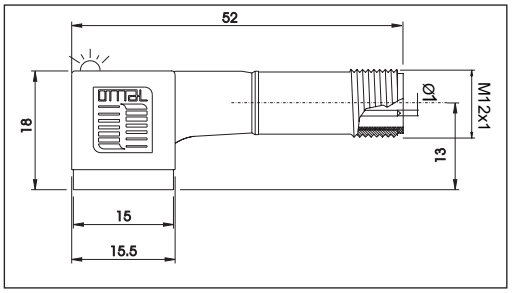

M12		M8	
1	4	1	4
2	3	2	3
⏚	5		

M 12 → 2 x A/B/C

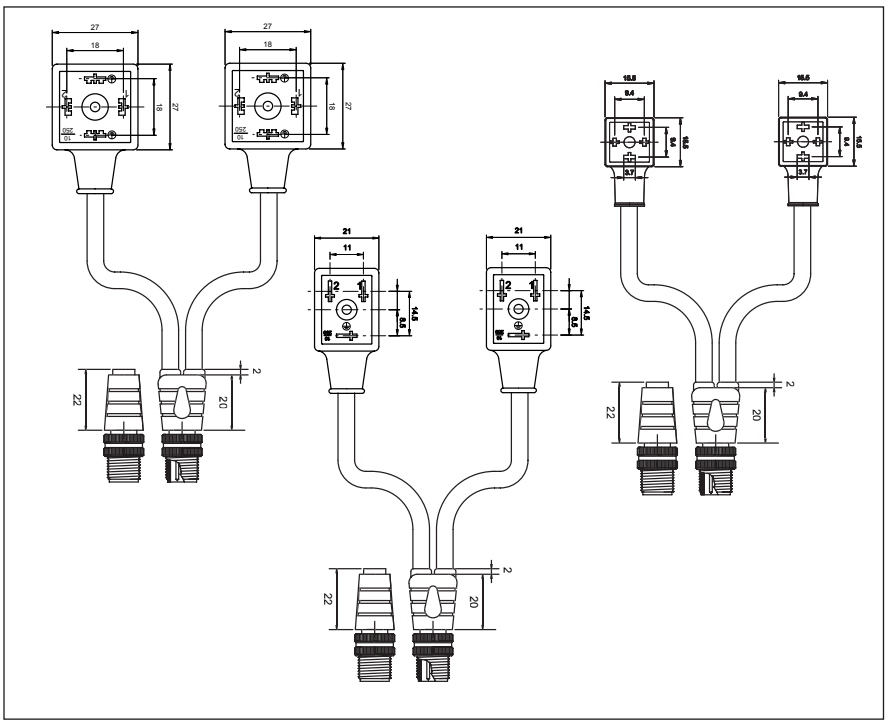



Per le versioni combinate con connettore DIN (EN175301-803), vedere codifiche a pag. 40 - 60
For versions with DIN connector (EN175301-803), see also page 40 - 60
Für Ausführungen mit DIN Stecker (EN175301-803), sieh Seite 40 - 60

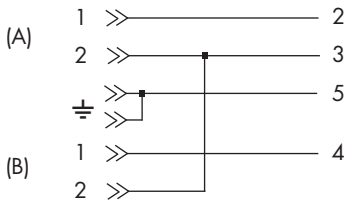

M 8/12 → A/B/C

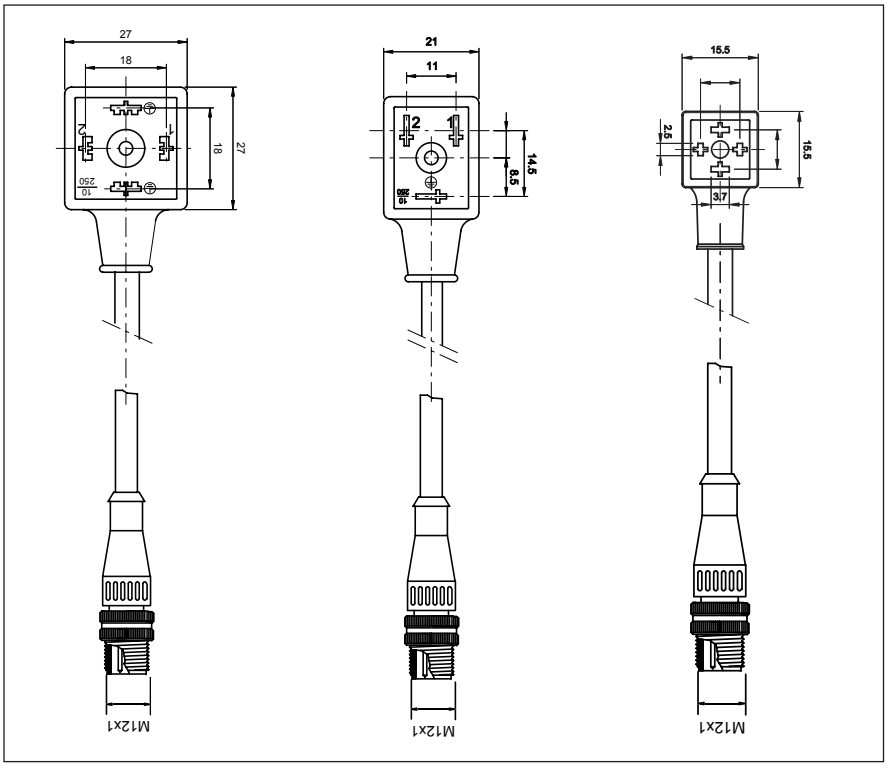

Per le versioni combinate con connettore DIN (EN175301-803), vedere codifiche a pag. 40 - 60
For versions with DIN connector (EN175301-803), see also page 40 - 60
Für Ausführungen mit DIN Stecker (EN175301-803), sieh Seite 40 - 60

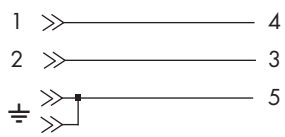

CODICI D'ORDINE *CODIFICATION BESTELLSCHLÜSSEL*

Connettori circolari M8 - M12/*Round connectors M8 - M12/Rundsteckverbinder M8 - M12*

Tipo

M8	M8
M12	M12

Poli

3	3 Poli/Poles
4	2 Poli/Poles
5	4 Poli/Poles

Es.:connettore circolare M12 maschio, attacco dritto, 3 poli, cavo 3x0,35, lunghezza 1 mt.

M	1	2	M	D	3		X	6	1	0

Connessione

Maschio/*Male/Stecker*	M
Femmina/*Female/Kupplung*	F
Snap-in*	S

Attacco

Dritto/*Straight/Gerade*	D
Senza ghiera, maschio *Male without locking sleeve* *Stecker ohne Verriegelungshulse*	R
Angolo/*Angle/Winkel*	A

Circuiti/*Circuit/Schaltung*

VARISTORE/VDR	24V	D
VARISTORE/VDR	48V	E
VARISTORE/VDR	110V	F
VARISTORE/VDR	250V	V
DIODO in parallelo/*parallel diode/Parallediode*		L
Doppio Zener/*two Zener/zwei Zener* 48V		Z

Cavo/*Cable/Kabel*

CEI2022IIOR	3X0,25	X5
CEI2022IIOR	4X0,25	X7
CEI2022IIOR	5X0,25	XD
CEI2022IIOR	3X0,35	X6
CEI2022IIOR	4X0,35	XB

Lunghezza cavo in dm.
Cable lenght in dm.
Kabellänge in dm.

* Non disponibili in tutte le versioni.
** Not available in all versions.*
** Nicht lieferbar in allen Ausführungen*

Per le versioni combinate con connettore DIN (EN175301-803), vedere codifiche a pag. 40
For versions with DIN connector (EN175301-803), see also page 40
Für Ausführungen mit DIN Stecker (EN175301-803), sieh Seite 40

Dati tecnici/*Technical data/Technische daten*

Scatola esterna: *Housing:* *Gehäuse:*	Resina poliammidica (V0) *PA Resin (V0)* *PA Harz (V0)*
Contatti: *Contact material:* *Kontaktmaterial:*	*Cu Zn (Au)*
Tensione nominale (max.): *Max voltage:* *Max.Spannung:*	M8: 60 VAC - 70 VDC M12: 250V AC/DC
Portata massima contatti: *Max. current:* *Max. Strom:*	4 A
Grado di protezione: *Protection class:* *Schutzart:*	IP67 DIN 40050
Temperatura di funzionamento: *Working temperature:* *Betriebstemperatur:*	-40°C / +130°C



SENSORI MAGNETICI
MAGNETIC SENSORS
MAGNETSCHALTER

Sensori di prossimità con interruttore meccanico REED od elettronici magnetoresistivi con uscita statica PNP, per montaggio su cilindri pneumatici con cava a T.

REED mechanic switch and electronic magneto resistive proximity sensors with PNP static outlet for pneumatic cylinders with T-shaped slot.

REED und elektronische, magnetowiderstandsfähige Sensoren mit PNP statische Auslauf für Luftzylinder mit T-Nut.

IN AZIONE CON 2 SEMPLICI OPERAZIONI!
WORKING THROUGH 2 SIMPLE OPERATIONS!
DURCH ZWEI EINFACHE VERFAHREN BETÄTIGT!



Inserire e posizionare il sensore sul cilindro. Grazie alla sua forma senza sporgenze, il sensore si infila nella cava del cilindro semplicemente inserendolo dall'alto; la clip elastica inoltre mantiene il sensore stesso in posizione, prima del fissaggio definitivo tramite la vite.

Position the sensor in the cylinder slot. Thanks to its shape, the sensor can easily be inserted from above; the elastic clip keeps it in its proper position before fastening through the screw.

Den Sensor einstecken und ihn auf den Zylinder positionieren. Dank seiner vorsprungslosen Gestalt, kann der Sensor in die Zylindernut einfach von oben eingelegt werden; die elastische Klammer hält ihn der richtigen Lage, bevor sie durch eine Schraube besfestigt wird.



Posizionato il sensore nel punto di lettura, fissarlo definitivamente ruotando la vite di fissaggio. Il sistema di aggancio (brevettato) fissa stabilmente il sensore in posizione nella cava a T del cilindro.
Le ridotte dimensioni del sensore ne permettono il montaggio anche su cilindri di piccole dimensioni.
Position the sensor on the reading point, fasten it throught the screw. The patented clamping system securely fastens it in the T-shaped slot. Thanks to its small size, the sensor can be mounted on small cylinders, too.
Nachdem den Sensor auf den Ablesungspunkt positioniert worden ist, soll man ihn durch das Drehen der Schraube befestigen. Das (patentierte) Kupplungssystem befestigt den Sensor in der T-förmigen Zylindernut.
Die kleine Größe des Sensors ermöglicht ihn auch auf kleine Zylinder zu montieren.

Particolare del sistema di aggancio (brevettato) nelle posizioni di inserimento e di fissaggio.
Detail of the patented clamping system when placing and fastening.
Detail des patentierten Kupplungssytem in den Einstecken- und Befestigungslage.



Inserimento (sensore libero di muoversi)
Introduction (the sensor can be moved)
Einstecken (der Sensor kann sich bewegen).



Fissaggio (sensore bloccato in posizione)
Fastening (the sensor is fastened in its proper position)
Befestigung (der Sensor ist in der richtigen Lage blockiert).

SENSORE REED

REED SENSOR
REED SENSOREN

Ad inserimento dall'alto - ad inserimento laterale

Scatola esterna: *Housing:* *Gehäuse:*	PA	
Fissaggio: *Clamping system:* *Befestigung:*	a scatto, vite *snap, screw* *stecken, fixieren*	
Tensione di lavoro: *Operating voltage:* *Betriebsspannung:*	5 - 30 V DC 10 - 110 V AC/DC 10 - 240 V AC/DC	
Corrente (max.): *Switching current (max.):* *Schaltlstrom (max.):*	250 mA	
Potenza (max.): *Load (max.):* *Schalstrom (max.):*	10 W - 8 VA	
Indicatore luminoso: *Operation indicator:* *Betriebsanzeige:*	LED giallo *LED Yellow* *LED gelb*	
Cavo: *Cable:* *Anschussleitung:*	PVC 2x0,14 mm²	PVC 3x0,14 mm²
Grado di protezione: *Protection class:* *Schutzart:*	IP67	
Temperatura di funzionamento: *Working temperature:* *Betriebstemperatur:*	-20°C / +85°C	
Codice: *Code:* *Kode:*	RS2I - RV2I - RS3I RS2T - RV2T - RS3T	

RS2I - RV2I - RS3I

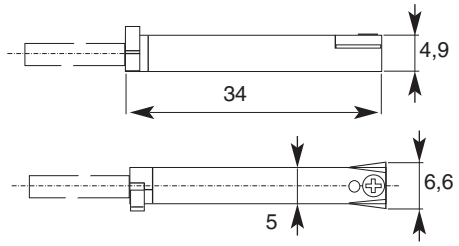

RS2T - RV2T - RS3T

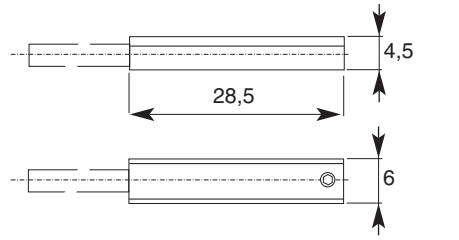

Protetto da brevetto; i dati non sono impegnativi e possono variare senza preavviso.
Protected by patent; specifications are not binding and can be modified without notice.
Patentrechtlich geschützt, technische Änderungen vorbehalten.

RS2I - RS2T - RV2I - RV2T

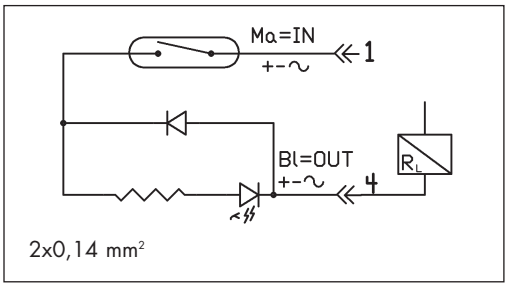

Ma = Marrone/*Brown/Braun*
Ne = Nero/*Black/Schwarz*
Bl = Blu/*Blue/Blau*
R_L = Carico/*Load/Last*

M8

2 conduttori
2 conductors
2 Leiter

M8

3 conduttori
3 conductors
3 Leiter

RS3I - RS3T

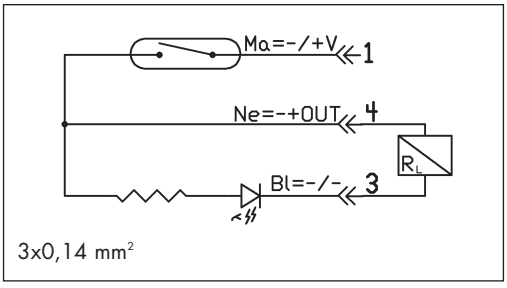

SENSORE GMR PNP

GMR SENSOR
GMR SENSOREN

Ad inserimento dall'alto - ad inserimento laterale

Scatola esterna: *Housing:* *Gehäuse:*	PA
Fissaggio: *Clamping system:* *Befestigung:*	a scatto, vite *snap, screw* *stecken, fixieren*
Tensione di lavoro: *Operating voltage:* *Betriebsspannung:*	5 - 30 V DC
Corrente (max.): *Switching current (max.):* *Schaltlstrom (max.):*	150 mA
Corrente nominale: *Nominal current:* *Stromaufnahme:*	15 mA (24 V DC)
Punto inserzione: *Field strength:* *Schaltfeldstärke:*	2,8 mT
Indicatore luminoso: *Operation indicator:* *Betriebsanzeige:*	LED giallo *LED Yellow* *LED gelb*
Grado di protezione: *Protection class:* *Schutzart:*	IP67
Cavo: *Cable:* *Anschussleitung:*	PVC 3x0,14 mm²
Temperatura di funzionamento: *Working temperature:* *Betriebstemperatur:*	-20°C / +85°C
Codice: *Code:* *Kode:*	GMPI - GMPT

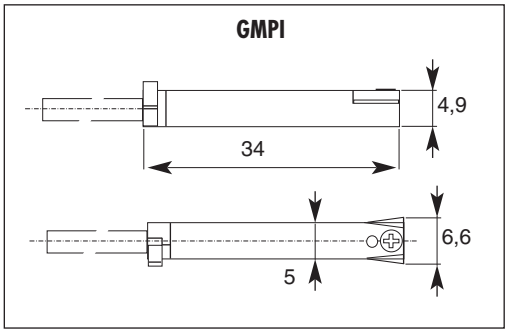

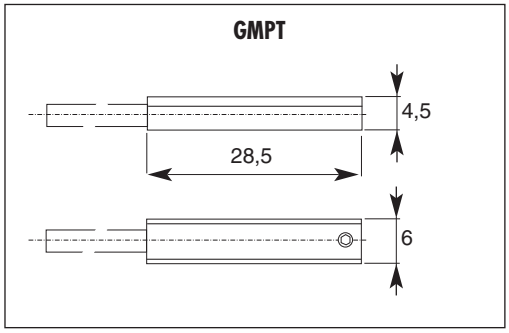

Protetto da brevetto; i dati non sono impegnativi e possono variare senza preavviso.
Protected by patent; specifications are not binding and can be modified without notice.
Patentrechtlich geschützt, technische Änderungen vorbehalten.

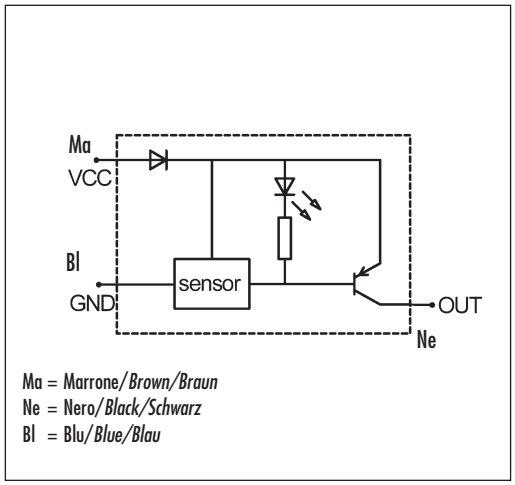

FASCETTE DI FISSAGGIO

Fascette di fissaggio per cilindri circolari
Clamps *for round cylinders*
Klemmen *für runde Zylinder*

∅ C (mm)	Codice/Code
11.3	F113
13.3	F133
16	F160
17.3	F173
20	F200
21.3	F213
24	F240
26.3	F263
29	F290
30	F300

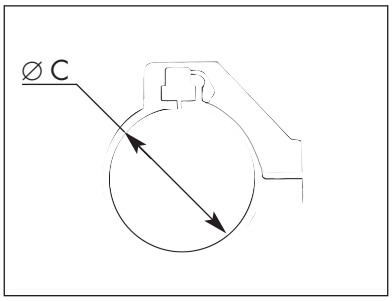

STAFFE DI FISSAGGIO

Staffe di fissaggio per cilindri con tiranti e cilindri con profilo sagomato
Brackets *for tie-rod and extrusion-tube cylinders*
Halter *für Zuganker-und Profilrohrversion*

L max (mm)	Codice/Code
11.5	S115
14.5	S145
16.5	S165

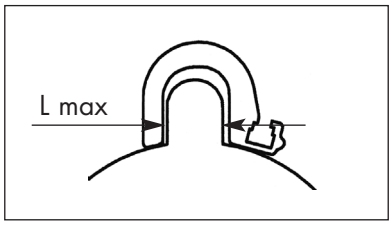

∅ max (mm)	Codice/Code
7	S70
10	S100

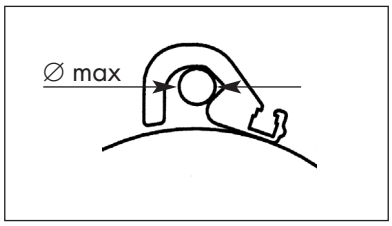

MULTIPLE CONTROL CONNECTORS

Installazione pulita - Possono controllare più valvole contemporaneamente - Disponibili nelle forme A, B e C
Clean up installation - Can control many coils simultaneously - Available in form A, B and C
Schnelles Anschliessen zum Steuern von mehreren Ventilen - Lieferbar in Bauform A, B und C.



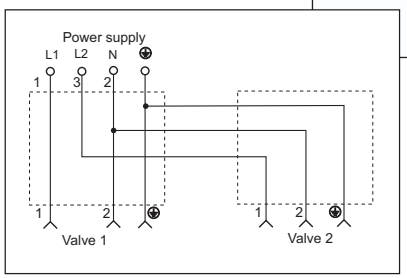

Per il codice d'ordine dei connettori multipli contattare l'ufficio vendite
For part No., please contact us
Für Bestellnr., bitte, kontaktieren Sie uns.



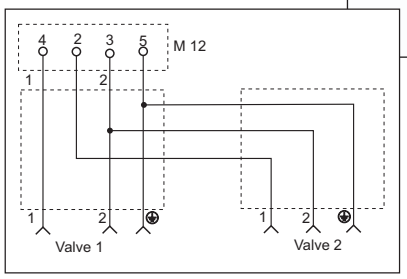

Per il codice d'ordine dei connettori multipli contattare l'ufficio vendite
For part No., please contact us
Für Bestellnr., bitte, kontaktieren Sie uns.

MULTIPLE CONTROL CONNECTORS

Disponibili nelle forme A, B e C - Con o senza terminazione M8 - M12
Available in form A, B and C and with/without round connectors M8 - M12
Lieferbar in Bauform A, B und C mit/ohne M8 - M12



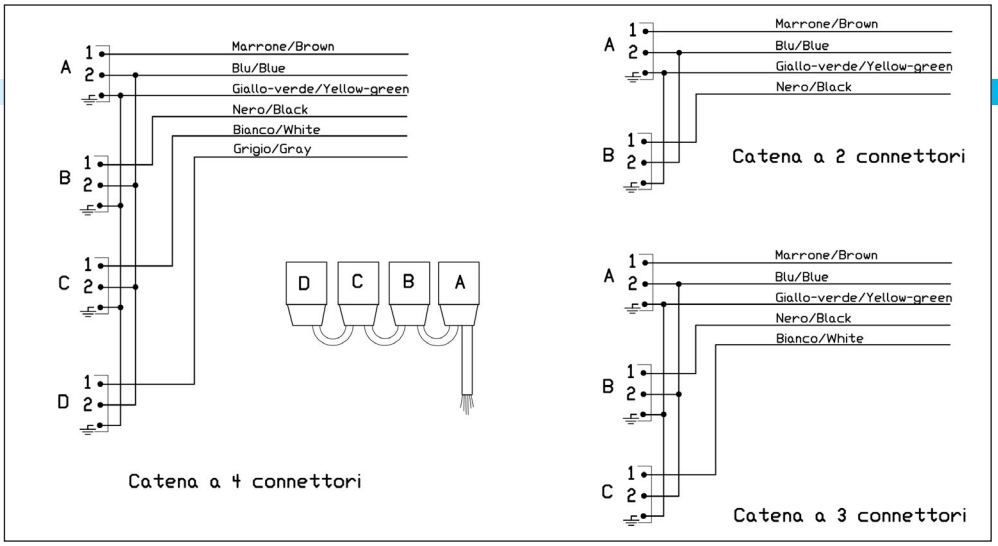

Disponibili con 2 - 3 - 4 connettori forma A - B - C con connessioni indipendenti o in parallelo
Per il codice d'ordine dei connettori illustrati in queste pagine contattare l'ufficio vendite
For part No., please contact us
Für Bestellnr., bitte, kontaktieren Sie uns.

CONNECTION BOX

- Box di connessione
- *Distribution Box*
- *Miniatur-Box*

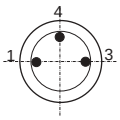

1 = +24V
3 = 0 V (GND)
4 = IN / OUT

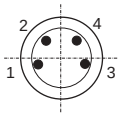

1 = +24V
2 = IN / OUT B
3 = 0 V (GND)
4 = IN / OUT A

- Box con 4, 6 o 8 punti di connessione attacchi M8 disponibili in versione a 3 o 4 poli
- LED di segnalazione giallo sulle uscite e LED verde di presenza alimentazione
- Disponibili con cavo di uscita fisso dritto oppure a 90°

- *Miniature connection box, 4 - 6 - 8 ways, 3 and 4 poles, M8 connector*
- *LED: power supply green, function indicator yellow*
- *Available with straight and 90° cable entry*

- *Miniatur-Box, 4 - 6 - 8 fach, 3 - 4 polig, M8 Buchse*
- *LED: Betriebsanzeige grün, Funktionsanzeige gelb*
- *Lieferbar mit geradem bzw. 90° Kabelanschluss*

CONNECTION BOX

- Box di connessione
- *Distribution Box*
- *Miniatur-Box*

- Ogni singola posizione può essere personalizzata secondo le più diverse esigenze di connessione con combinazioni di connettori DIN, M8 e M12 e cavo nelle lunghezze desiderate.

- *Each output can be fitted up with any DIN, M8 and M12 connector and any cable length.*

- *Jede Position kann mit verschiedenen DIN-, M8-, and M12-Steckern und beliebiger Kabellänge verkabelt werden.*

PRODOTTI CUSTOM

- *Customized products*

NOTE:
NOTES:
NOTIZ:

NOTE

CONNETTORI ELETTRICI DIN 43650 *(EN175301-803)/ELECTRICAL CONNECTORS DIN 43650 (EN175301-803)/GERÄTESTECKER DIN 43650 (EN175301-803)*
Le versioni standard **A** e **B IND** sono approvate **VDE** e **UL**. La versione **C IND** è approvata **VDE**.
*Plain versions **A** and **B IND** are both **VDE** and **UL** approved. Plain version **C IND** is **VDE** approved.*
*Standardausführungen **A** und **B Industrie** tragen das **VDE**- und **UL**-Prüfzeichen. Die Standardausführung **C IND** trägt das **VDE**- Prüfzeichen.*

UL E 205538
VDE 6322

Le misure, dati e foto non sono impegnativi e possono variare senza preavviso.
Dimensions, data and photos are not binding and can be modified without notice.
Die Masse, Daten und Fotos sind nicht verpflichtend und können ohne Vorankündigung geändert werden.

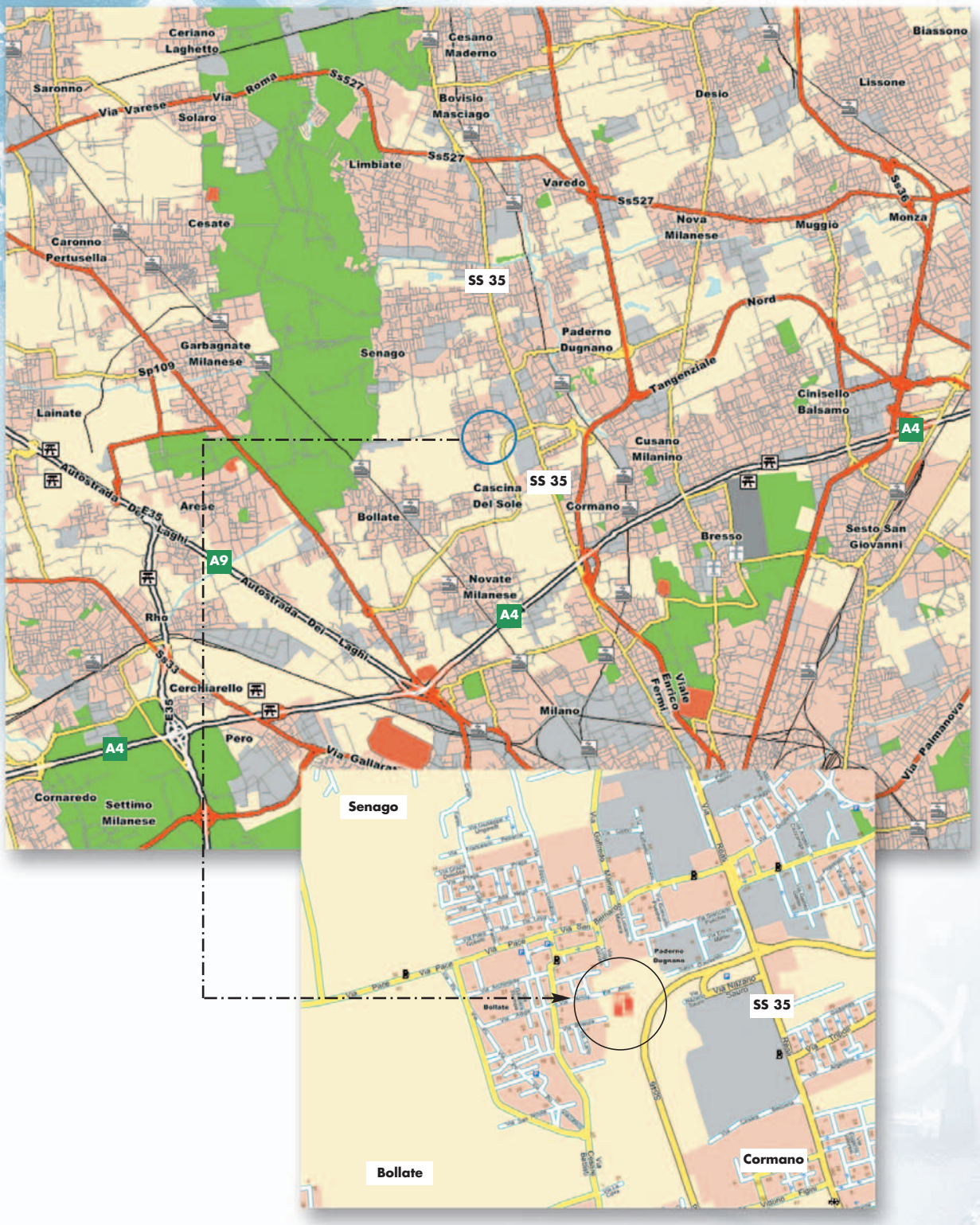

Grafica e foto. Studio SM - Milano

01/07

OMAL srl
Via Arno, 18 - 20021 BOLLATE (MI) - Italy
Tel. ++39 0233260450 Fax. ++39 0233261087
http://**www.omalitalia.it** - E-mail: info@omalitalia.it